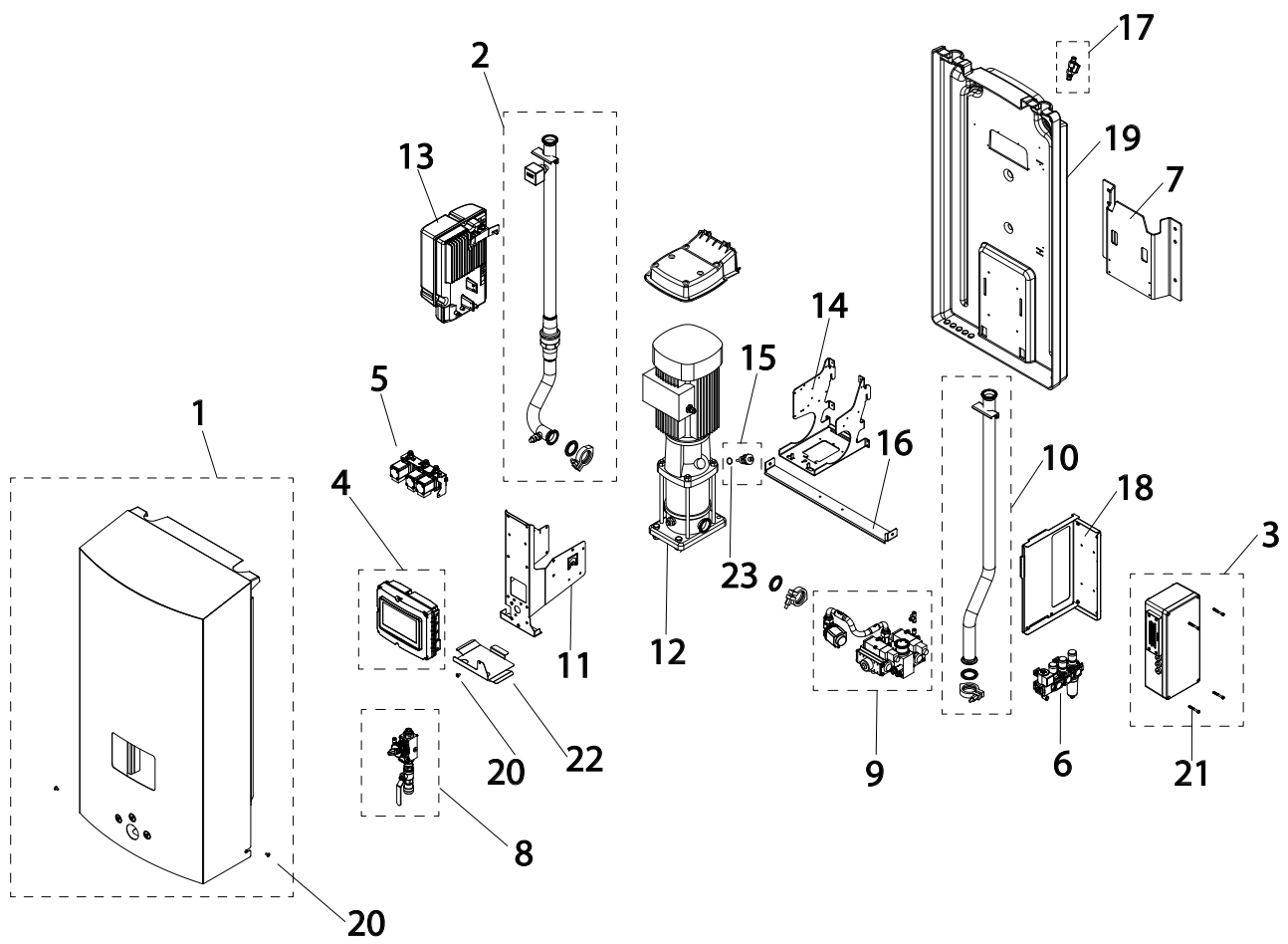


**10. Spare part list**  
**Hybrid 7 Foamatic MA/SA**

# 10.1. MA overview

MA2iM, MA3iM, MA2i, MA3i, MA2M, MA3M, MA2, MA3

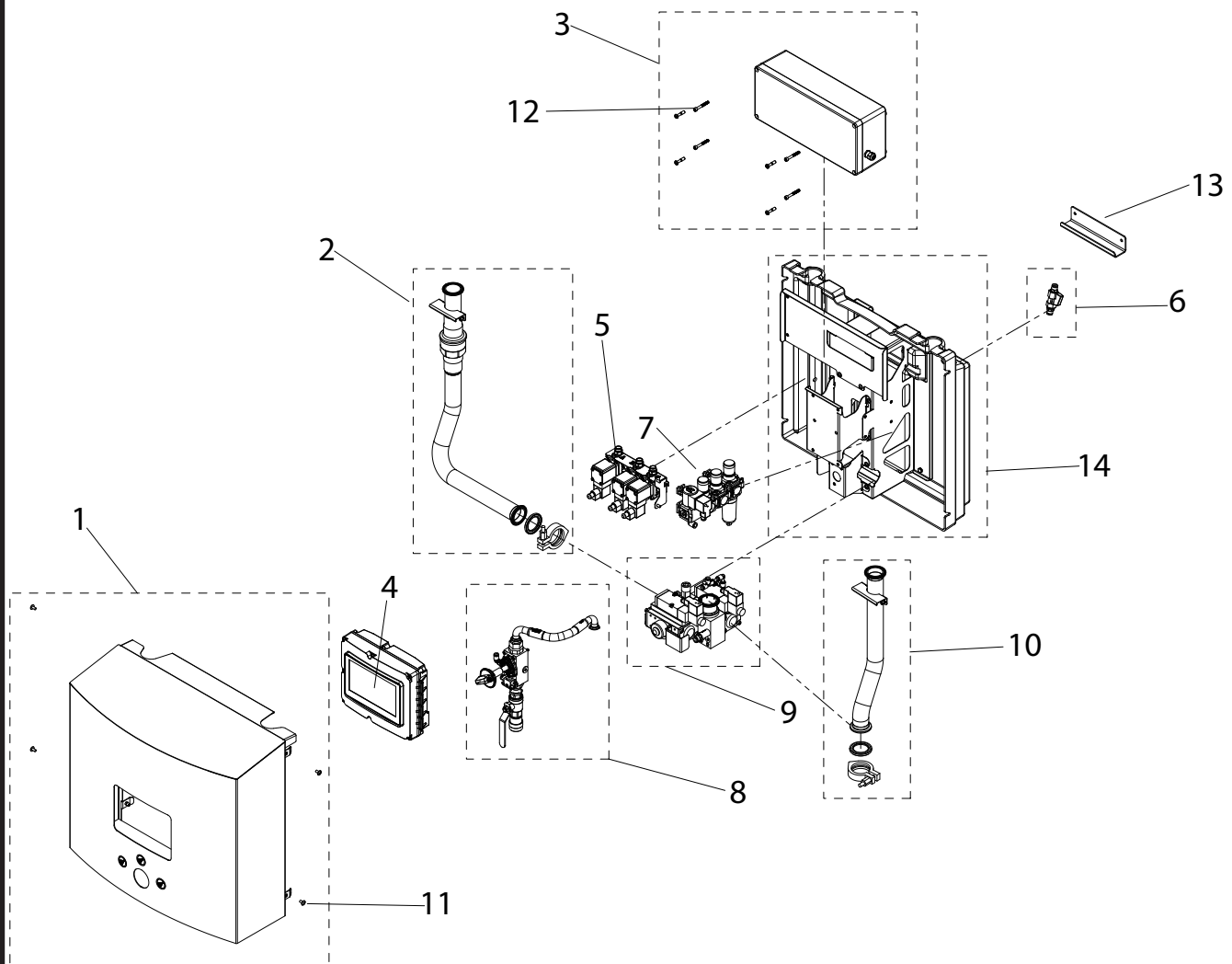


110009278A

Pos./Ref.	Nr. No.	Description Beschreibung Désignation Designación	MA2i	MA3i	MA2IM	MA3IM	MA2M	MA3M	MA2	MA3
1	110009303	Cover complete MAxx	1	1					1	1
1	110009304	Cover complete MAxxM			1	1	1	1		
2		Inlet MA complete - see page 34/35	1	1	1	1	1	1	1	1
3	110009298	IO module complete	1	1	1	1				
4		Controller with display - see page 40/41	1	1	1	1	1	1	1	1
5		Product solenoid valve - see page 38/39	1	1	1	1	1	1	1	1
6	110009300	Air regulation complete	1	1	1	1	1	1	1	1
7	110001141	Wall bracket	1	1	1	1	1	1	1	1
8		Manual block complete - see page 30/31			1	1	1	1		
9		Automatic block complete - see page 32/33	1	1	1	1	1	1	1	1
10		Outlet MA complete - see page 34/35	1	1	1	1	1	1	1	1
11	110008614	Main bracket Serial no.: →204.02.000XXX	1	1	1	1	1	1	1	1
11	110009439	Main bracket Serial no.: 204.02.000XXX→	1	1	1	1	1	1	1	1
12	110004300	Pump CRN 5-6kW	1	1	1	1	1	1	1	1
13	110008187	Inverter complete	1	1	1	1	1	1	1	1
14	0606644	Pump bracket Serial no.: →204.02.000XXX	1	1	1	1	1	1	1	1
14	110009411	Pump bracket Serial no.: 204.02.000XXX→	1	1	1	1	1	1	1	1
15	110004713	PT1000 sensor complete	1	1	1	1	1	1	1	1
16	110003496	Cover bracket	1	1	1	1	1	1	1	1
17	110009299	Air valve complete	1	1	1	1	1	1	1	1
18	110008798	I/O bracket	1	1	1	1	1	1	1	1
19	0606745	Back cabinet	1	1	1	1	1	1	1	1
20	110003512 (110007782)	Screw kit								
21	110003512 (320000)	Screw kit								
22	110009268	Hose guard bracket MA	1	1	1	1	1	1	1	1
23	110005355 (110008447)	O-ring kit								

## 10.2. SA overview

### SA2iM, SA3iM, SA2i, SA3i



110009210A-003

Pos./Ref.	Nr. No.	Description Beschreibung Désignation Designación	SA2i	SA3i	SA2iM	SA3iM
1	110009296	Cover complete SAxxM			1	1
1	110009297	Cover complete SAxx	1	1		
2		Inlet complete SA - See page 36/37	1	1	1	1
3	110009298	I/O module complete	1	1	1	1
4		Controller with display - See page 40/41	1	1	1	1
5		Product solenoid valve - See page 38/39	1	1	1	1
6	110009299	Stop valve air, complete	1	1	1	1
7	110009300	Air regulation complete	1	1	1	1
8		Manual block complete - See page 30/31			1	1
9		Automatic block complete - See page 32/33	1	1	1	1
10		Outlet complete SA - See page 36/37	1	1	1	1
11	110003512 (110007782)	Screw kit				
12	110003512 (320000)	Screw kit				
13	110005204	Wall bracket	1	1	1	1
14	110009307	SA brackets complete	1	1	1	1

### 10.3. Manual block

MA2iM, MA3iM, MA2M, MA3M, SA2iM, SA3iM,

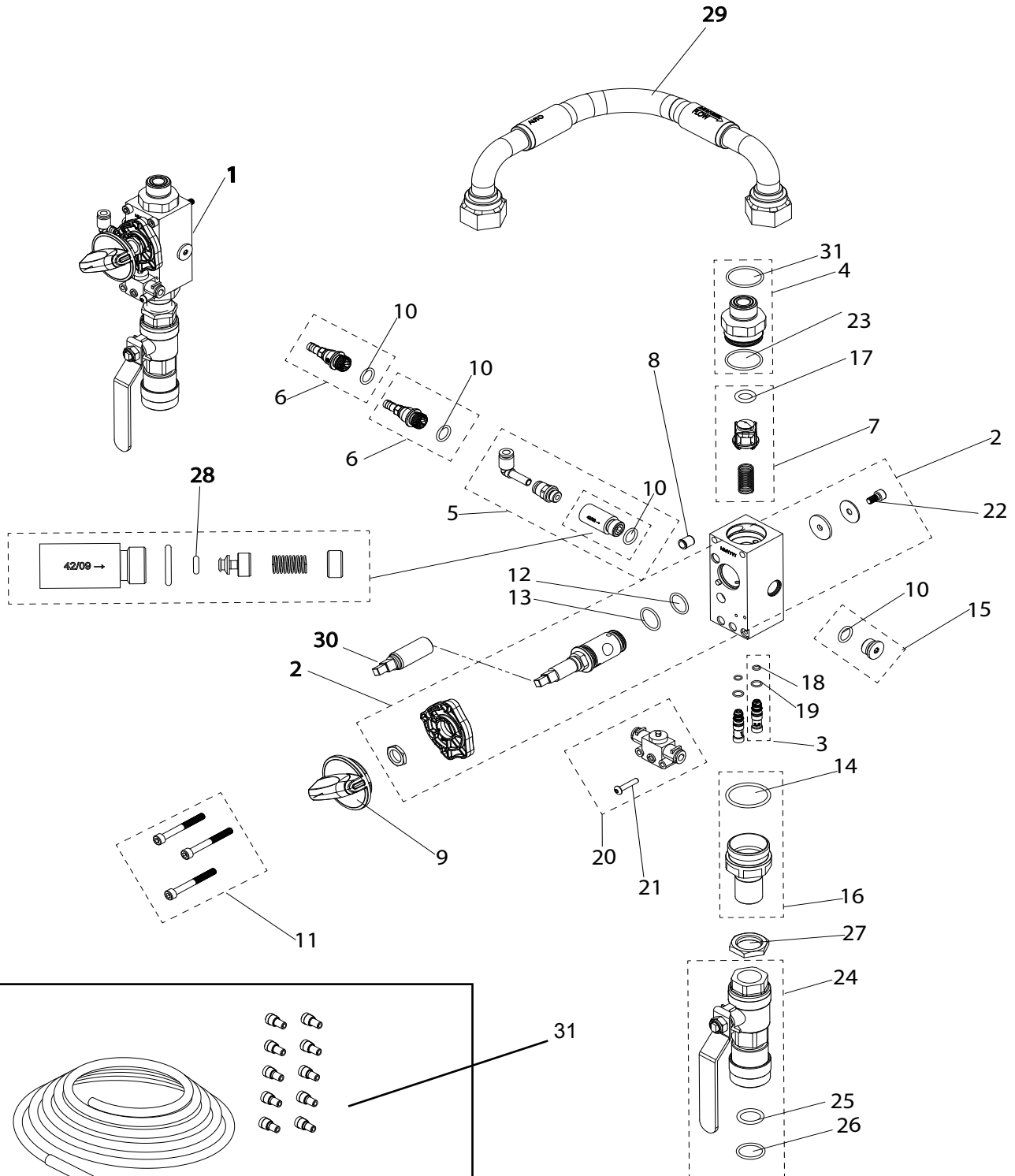


Image: 110001405V2

110009212

Pos./Ref.	Nr. No.	Description Beschreibung Désignation Designación	MA2IM	MA3IM	MA2M	MA3M	SA2IM	SA3IM
1	110008806	Block complete	1	1	1	1	1	1
2	110007101	Axle complete	1	1	1	1	1	1
3	110007098	Injector kit	2	2	2	2	2	2
4	110009405	Inlet connection kit	1	1	1	1	1	1
5	110007136	Air non return valve with fitting	1	1	1	1	1	1
6	110004434	Product non return valve	2	2	1	1	2	2
7	110008772	Water non return valve	1	1	1	1	1	1
8	110002392	Flexible pressure piece	1	1	1	1	1	1
9	909100249	Selector knob	1	1	1	1	1	1
10	110005355 (110002952)	O-ring kit						
11	110003512 (110000526)	Screw kit						
12	110005355 (110002508)	O-ring kit						
13	110005355 (350108)	O-ring kit						
14	110005355 (0635040)	O-ring kit						
15	110002306	Plug	1	1	1	1	1	1
16	110006214	Outlet	1	1	1	1	1	1
17	110005355 (110008303)	O-ring kit						
18	110005355 (110004888)	O-ring kit						
19	110005355 (110004887)	O-ring kit						
20	110008923	Air valve complete	1	1	1	1	1	1
21	110003512 (110003408)	Screw kit						
22	110003512 (110003408)	Screw kit						
23	110005355 (0635040)	O-ring kit						
24	110005460	Outlet	1	1	1	1	1	1
25	110005355 (641101)	O-ring kit						
26	110005355 (641101)	O-ring kit						
27	350705	Nut	1	1	1	1	1	1
28	110005355 (0635021)	O-ring kit						
29	110009260	Hose MA	1	1	1	1		
29	110009316	Hose SA					1	1
30	110009301	Axle extension SA					1	1
31	110005355 (0600016)	O-ring kit						
32	110008868 110008869 110008870 110008871 0614213	Product hose (blue) Product hose (yellow) Product hose (red) Product hose (green) Product limiting nozzle						

### 10.4. Automatic block

**MA2iM, MA3iM, MA2i, MA3i, MA2M, MA3M, MA2, MA3  
SAiM, SA3iM, SA2i, SA3i**

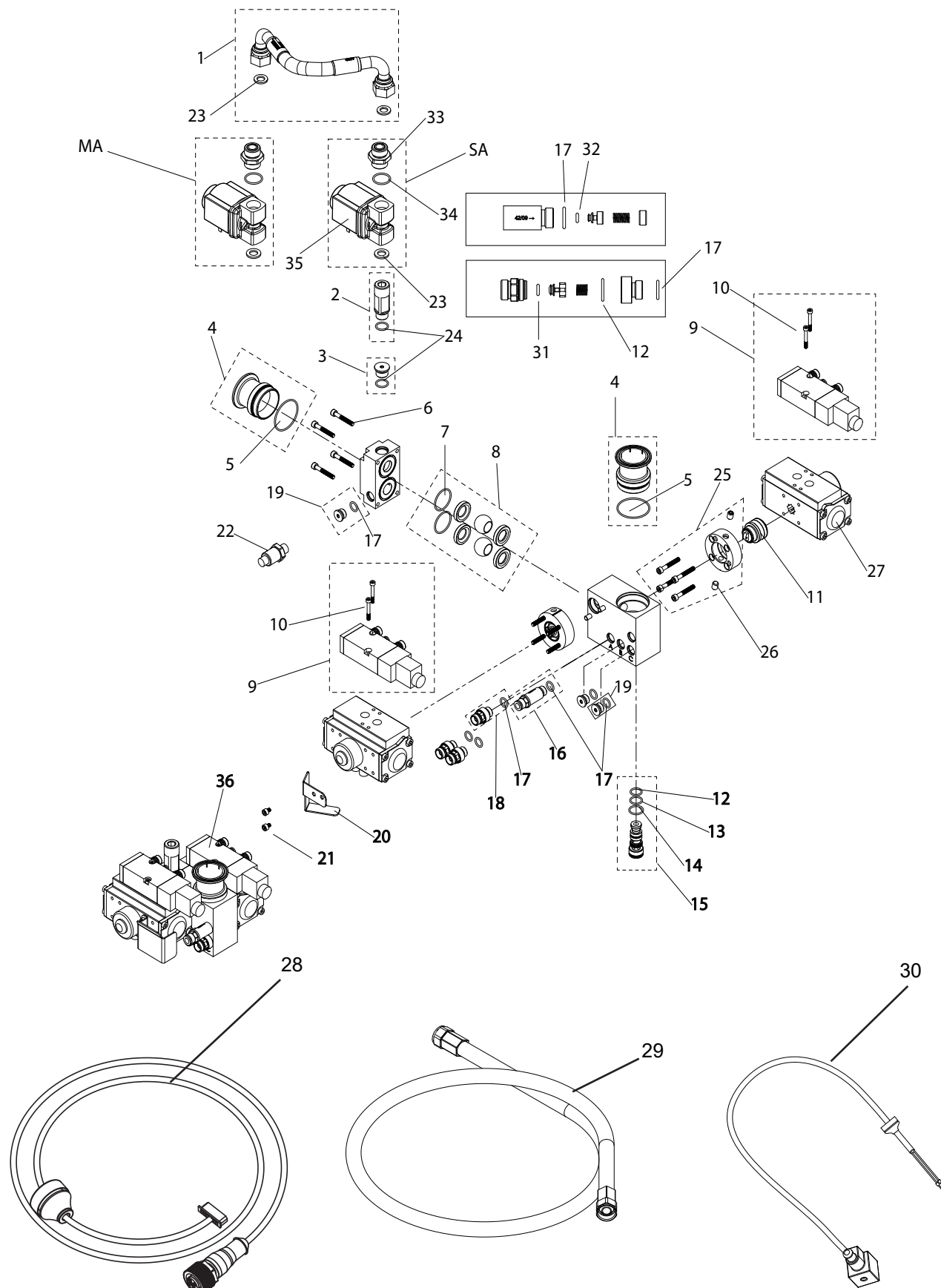


Image: 110006921

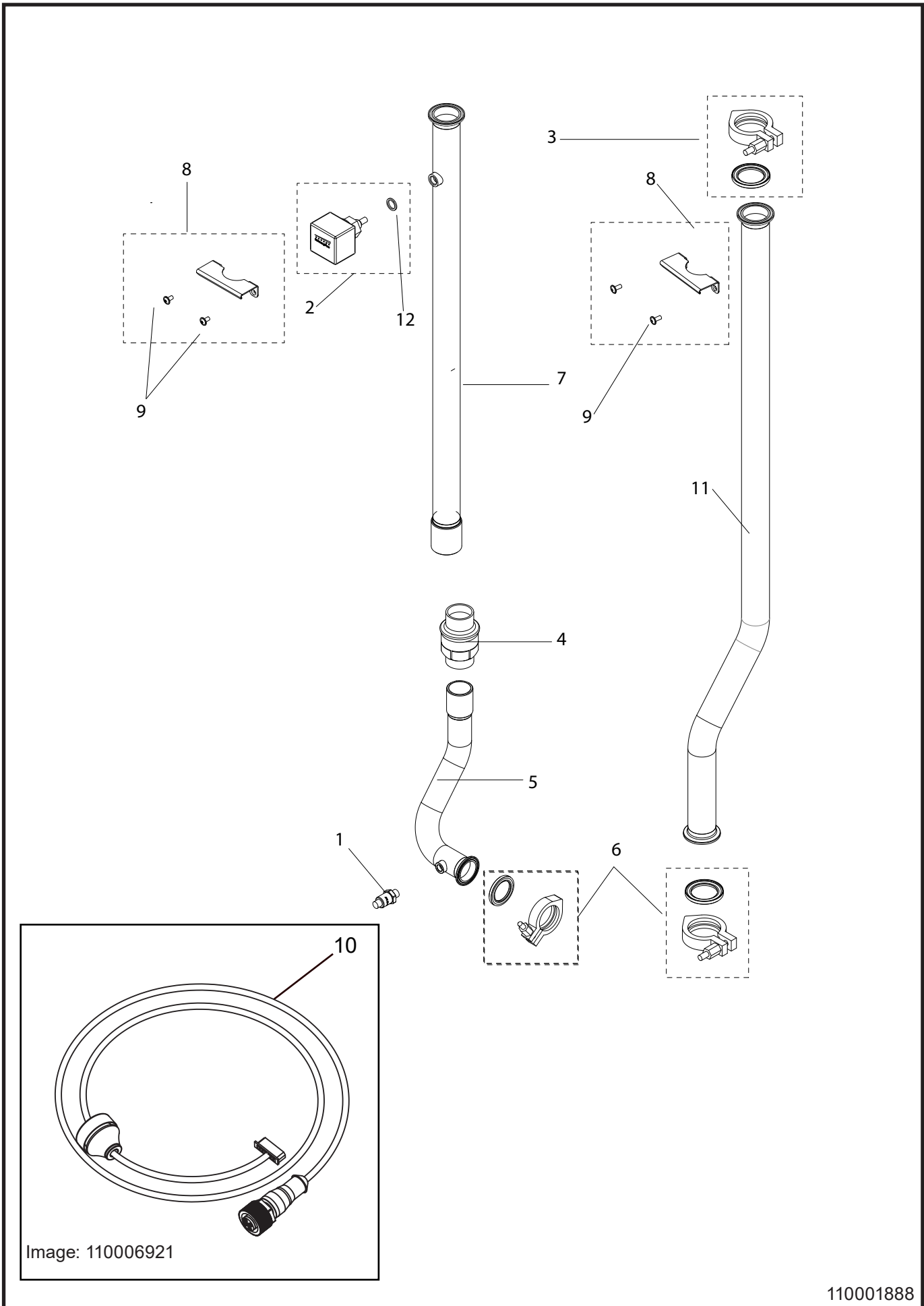
Image: 110009135

Image: 110001934A-002



Pos./Ref.	Nr. No.	Description Beschreibung Désignation Designación	MA2IM	MA3IM	MA2i	MA3i	MA2M	MA3M	MA2	MA3	SA2IM	SA3IM	SA2i	SA3i
1	110009260	Hose MA	1	1	1	1	1	1	1	1				
1	110009316	Hose SA									1	1	1	1
2	110005274	Fitting 3/8" - 1/2"	1	1			1	1			1	1		
3	110005275	Plug 3/8"			1	1			1	1			1	1
4	110005279	Clamp fitting	2	2	2	2	2	2	2	2	2	2	2	2
5	110005355 (110004837)	O-ring kit												
6	110003512 (110005104)	Screw kit												
7	110005355 (110004835)	O-ring kit												
8	110005276	Service kit actuator	1	1	1	1	1	1	1	1	1	1	1	1
9	110004622	Solenoid air valve	2	2	2	2	2	2	2	2	2	2	2	2
10	110003512 (110004573)	Screw kit												
11	110005277	Service kit automatic block												
12	110005355 (110004870)	O-ring kit												
13	110005355 (110004871)	O-ring kit												
14	110005355 (110002955)	O-ring kit												
15	110005362	Injector kit 150												
15	110005278	Injector kit 300												
15	110005363	Injector kit 450												
16	110001979	Air non return valve												
17	110005355 (110002952)	O-ring kit												
18	110008706	Product non return valve	2	3	2	3	2	3	2	3	2	3	2	3
19	110002306	Plug	1		1		1		1		1		1	
20	110009209	Hose bracket SA									1	1	1	1
21	110003512 (110003900)	Screw kit												
22	110000890	Sensor												
23	110005355 (0635042)	O-ring kit												
24	110005355 (110004140)	O-ring kit												
25	110005351	Fixation for actuator												
26	110003512 (156519)	Pinol screw												
27	0605792	Actuator												
28	110006921	Sensor cable												
29	110009134	Product hose	2	3	2	3	2	3	2	3	2	3	2	3
30	110001932	Solenoid air valve cable	2	2	2	2	2	2	2	2	2	2	2	2
31	110005355 (110009229)	O-ring kit												
32	110005355 (0635021)	O-ring kit												
33	110009338	Solenoid fitting												
34	110005355 (0600016)	O-ring kit												
35	110008563	Water solenoid valve												
36	110009145	Automatic block complete 3M		1			1					1		
36	110009144	Automatic block complete 2M	1				1				1			
36	110009147	Automatic block complete 3				1				1				1
36	110009146	Automatic block complete 2			1				1				1	

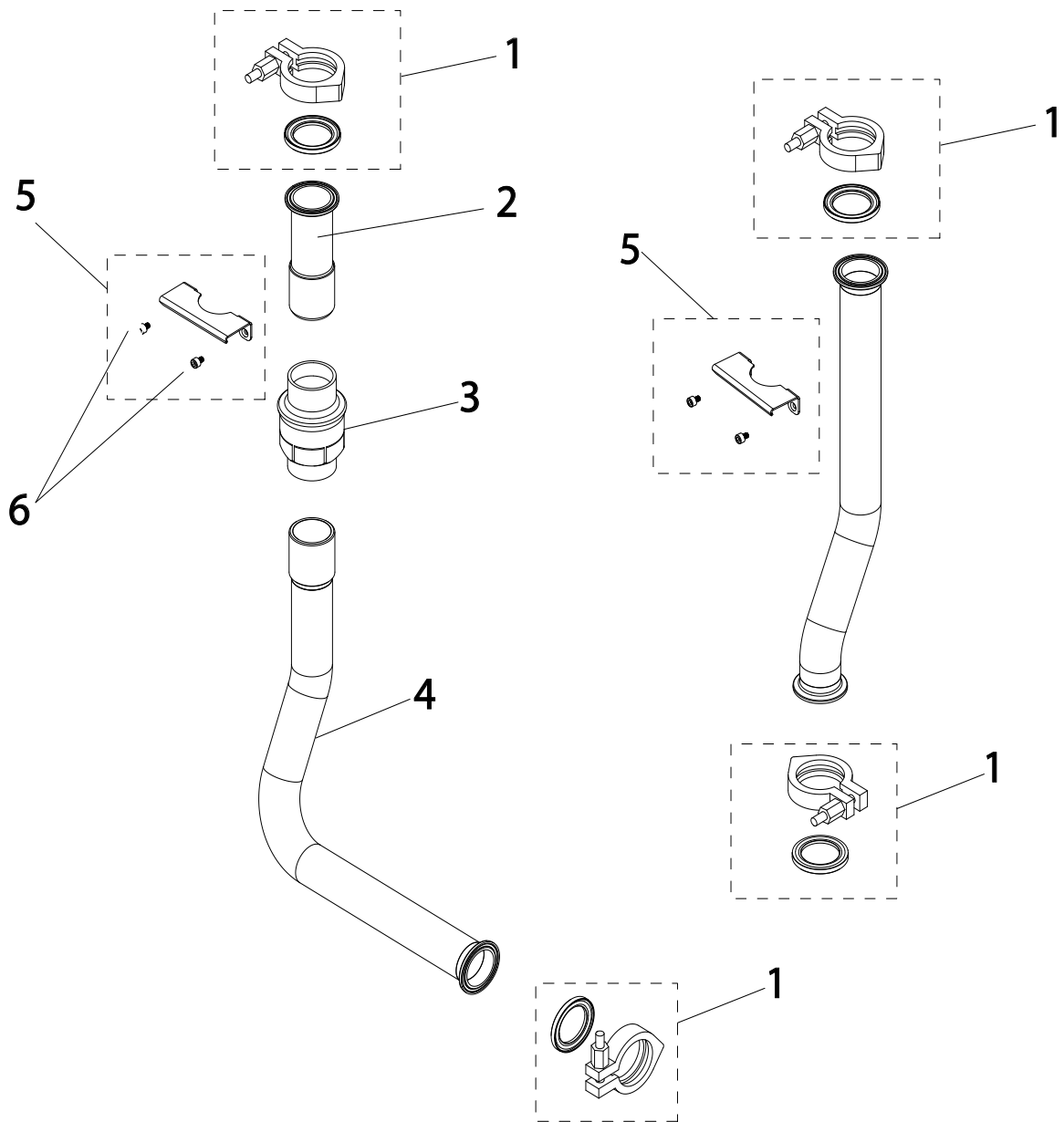
# 10.5. Inlet & outlet pipe MA



110001888

Pos./Ref.	Nr. No.	Description Beschreibung Désignation Designación	MA2I	MA3I	MA2IM	MA3IM	MA2M	MA3M	MA2	MA3
1	11000889	Sensor -1-16 bar	1	1	1	1	1	1	1	1
2	11000963	Flow switch	1	1	1	1	1	1	1	1
3	110005273	Clamp kit	1	1	1	1	1	1	1	1
4	630900	Non return valve 1 1/4"	1	1	1	1	1	1	1	1
5	110004913	Piping support inlet	1	1	1	1	1	1	1	1
6	110005273	Clamp kit	1	1	1	1	1	1	1	1
7	110005200	Inlet pipe straight	1	1	1	1	1	1	1	1
8	110005280	Bracket kit	1	1	1	1	1	1	1	1
9	110003512 (110005317)	Screw kit								
10	110006921	Sensor cable	1	1	1	1	1	1	1	1
11	110005106	Outlet MA	1	1	1	1	1	1	1	1
12	110005355 (638100)	O-ring kit								

## 10.6. Inlet & outlet pipe SA

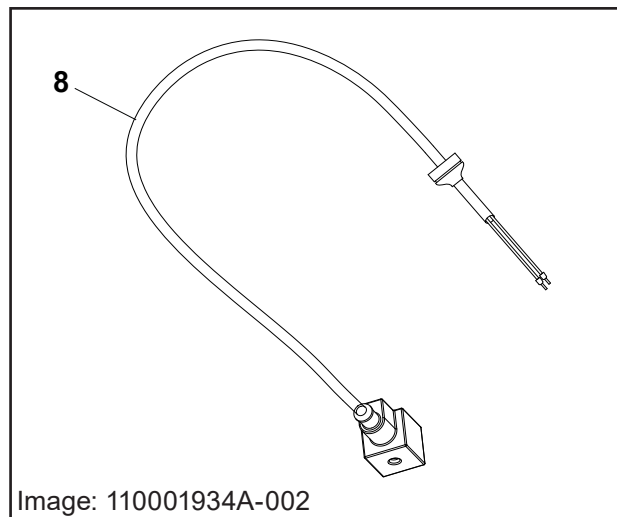
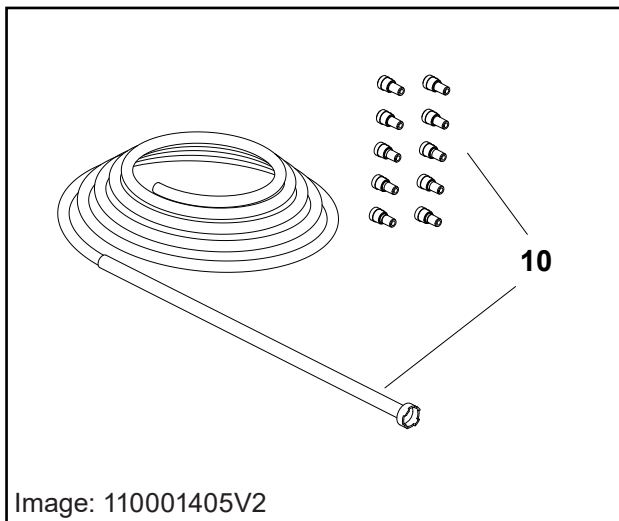
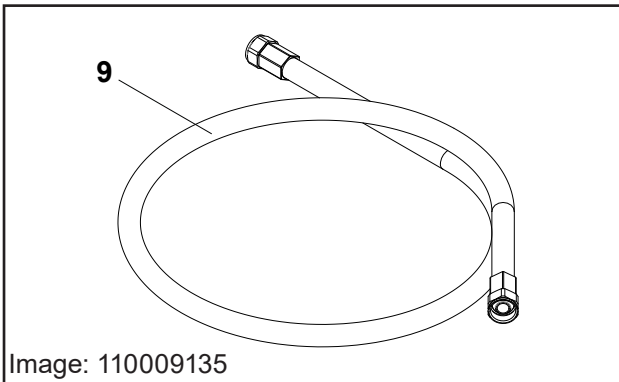
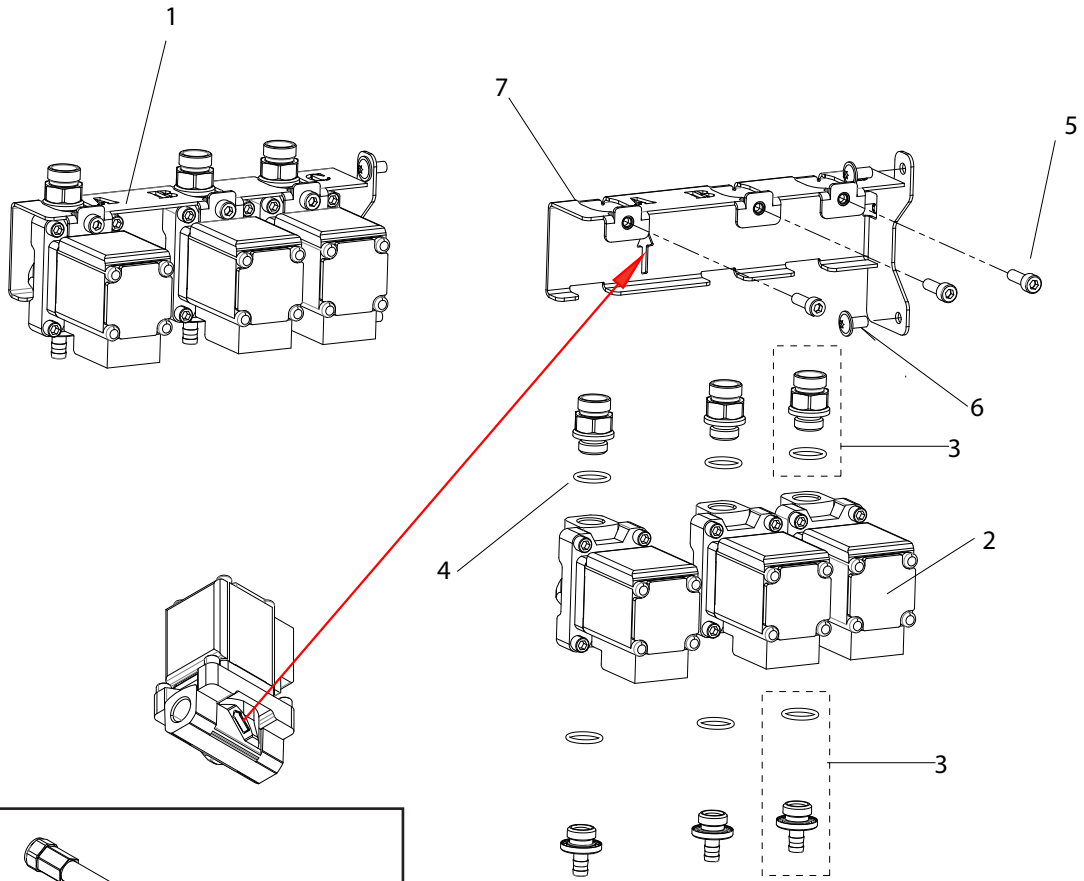


110009223

Pos./Ref.	Nr. No.	Description Beschreibung Désignation Designación	SA2I	SA3I	SA2IM	SA3IM
1	110005273	Clamp kit	4	4	4	4
2	110005257	Inlet pipe	1	1	1	1
3	630900	Water non return valve	1	1	1	1
4	110005198	Bended inlet pipe	1	1	1	1
5	110005280	Bracket kit	2	2	2	2
6	110003512 (110003900)	Screw kit				

## 10.7. Product solenoid valve

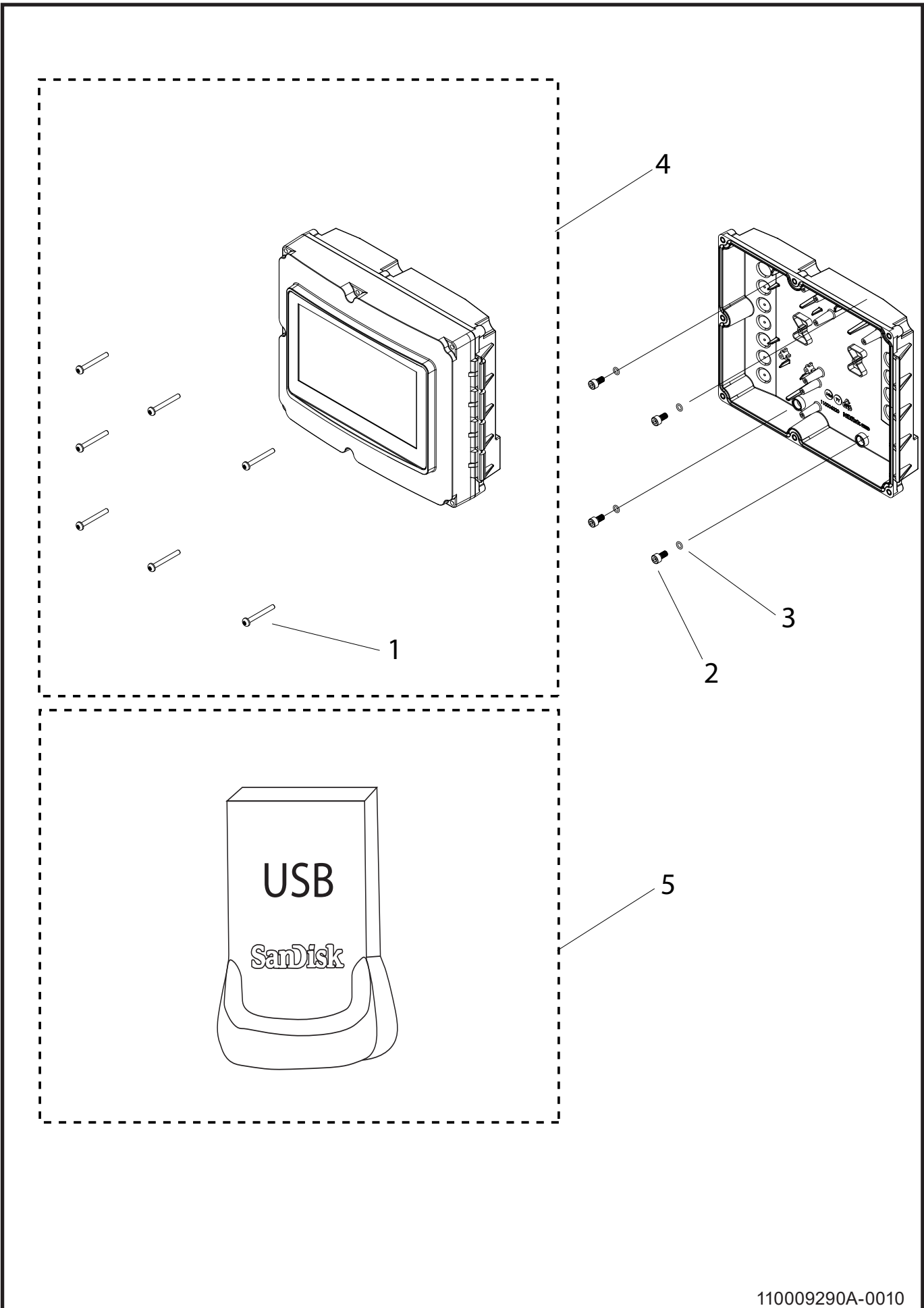
MA2iM, MA3iM, MA2i, MA3i, MA2M, MA3M, MA2, MA3  
SA2iM, SA3iM, SA2i, SA3i,



110009213-002

Pos./Ref.	Nr. No.	Description Beschreibung Désignation Designación	MA2IM	MA3IM	MA2i	MA3i	MA2M	MA3M	MA2	MA3	SA2IM	SA3IM	SA2i	SA3i
1	110009232	2 product solenoid valve complete	1		1		1		1		1		1	
1	110009168	3 product solenoid valve complete		1		1		1		1		1		1
2	110006599	Solenoid valve EPDM (detergent 1)	1	1	1	1	1	1	1	1	1	1	1	1
2	110009805	Solenoid valve Viton (detergent 2 & 3)	1	2	1	2	1	2	1	2	1	2	1	2
3	110009284	Fitting kit (Aflas)												
4	110005355 (110004870)	O-ring kit (Aflas)												
5	110003512 (156313)	Screw kit												
6	110003512 (110007782)	Screw kit												
7	110009179	Bracket	1	1	1	1	1	1	1	1	1	1	1	1
8	110001934	Product solenoid valve cable	2	3	2	3	2	3	2	3	2	3	2	3
9	110009134	Product connection hose	2	3	2	3	2	3	2	3	2	3	2	3
10	110008868 110008869 110008870 110008871 0614213	Product hose (blue) Product hose (yellow) Product hose (red) Product hose (green) Product limiting nozzle												

## 10.8. Controller with display



110009290A-0010

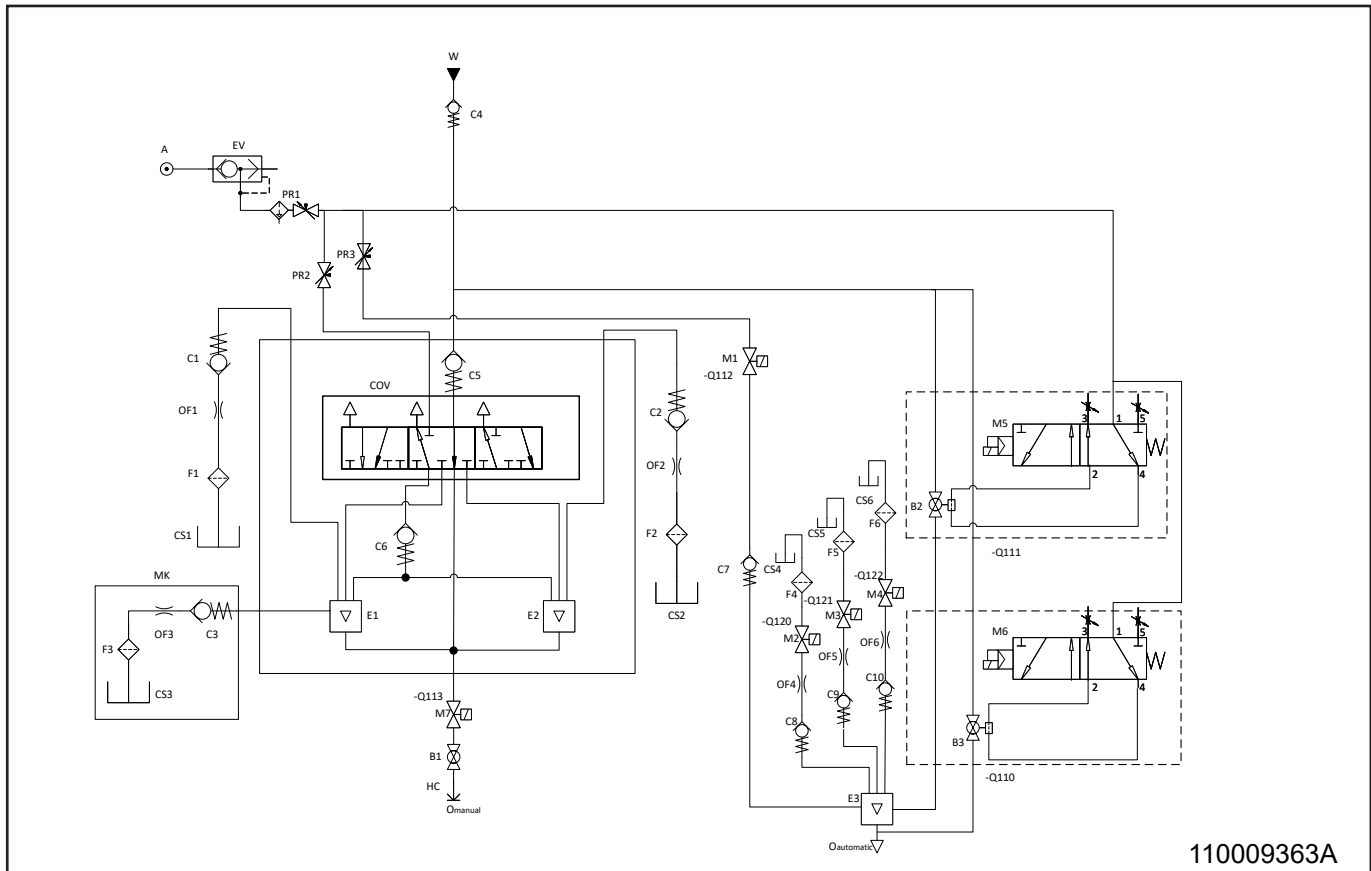


Pos./Ref.	Nr. No.	Description Beschreibung Désignation Designación	MA2IM	MA3IM	MA2i	MA3i	MA2M	MA3M	MA2	MA3	SA2IM	SA3IM	SA2i	SA3i
1	110003512 (110006876)	Screw kit												
2	110003512 (0600009)	Screw kit												
3	110005355 (0635037)	O-ring kit												
4	110009331	Controller with display complete	1	1	1	1					1	1	1	1
4	110009440	Controller with display complete					1	1	1	1				
5	110009400	Software Flash drive												



## **11. Sensors & diagrams MA**

# 11.1. Operating Diagram MA

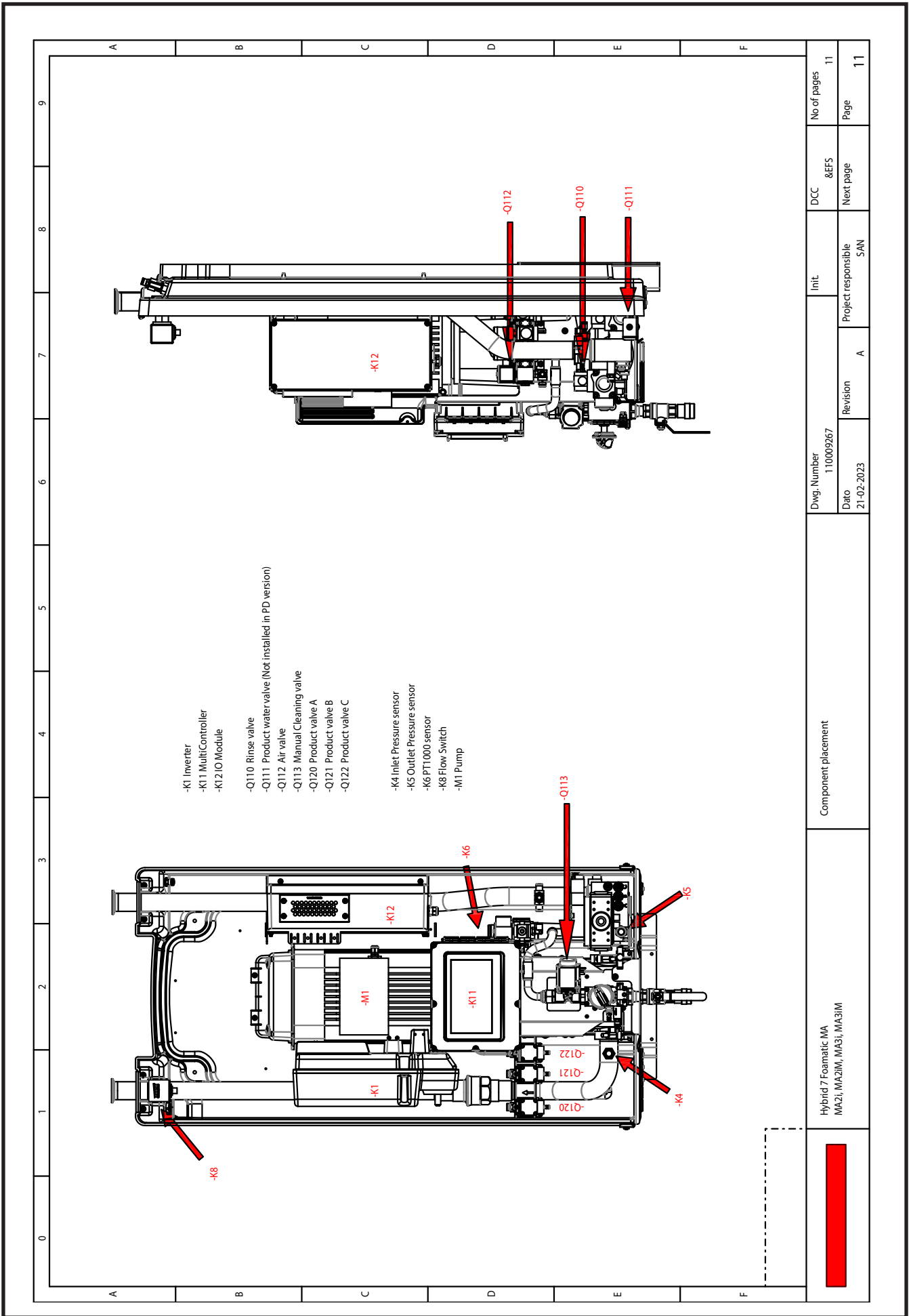


	English	Deutsch	Français	Español	Italian
A	Air supply	Lufteingang	Alimentation air	Suministro de aire	Alimentazione dell'aria
B	Ball valve	Kugelventil	Clapet à bille	Válvula esférica	Valvola a sfera
C	Check valve	Rückschlagventil	Soupape de non retour	Válvula de retención	Valvola di ritegno
COV	Change over valve	Umschaltventil	Robinet coupleur	Válvula de conmutación	Valvola di commutazione
CP	Centrifugal pump	Kreiselpumpe	Pompe Centrifuge	Bomba centrífuga	Pompa centrifuga
CS	Product supply	Chemische Versorgung	Fourniture de produits chimiques	Toma de suministro de productos quimicos	Fornitura di prodotti
E	Ejector	Ausstoß	Ejecteur	Eyector	Espulsore
EV	Exhaust valve	Ejektor	Ejecteur	Eyector	Valvola di scarico
F	Filter	Filter	Filtre	Filtro	Filtro
FST	Flow sensor and -trigger	Durchflusssensor und auslöser	Capteur de débit et de déclenchement	Sensor de caudal y de activación	Sensore di flusso e grilletto
HC	Hose coupling	Schlangenverbindung	Connexion flexible	Conexión de tubo flexible	Attacco tubo flessibile
K	Component reference	Komponentenreferenz	Référence composant	Referencia del componente	Riferimento componente
M	Magnetic valve	Magnetventil	Vanne magnétique	Válvula magnética	Valvola magnetica
MK	Mix kit (Optional)	Misch-Kit (Optional)	Kit de mélange (Optionnel)	Kit de mezcla (Opcional)	Kit di mix (facoltativo)
O	Outlet	Ausgang	Sortie	Salida	Preso
OF	Orifice	Blende	Orifice	Orificio	Orifizio
PE	Pressure sensor	Drucksensor	Capteur de pression	Sensor de presión	Sensore di pressione
PR	Pressure regulator	Druckregler	Régulateur de pression	Régulador de presión	Regolatore di pressione
TE	Temperature sensor	Temperatursensor	Capteur de température	Sensor de temperatura	Termometro
W	Water inlet	Wasserzufluss	Arrivée d'eau	Entrada de agua	Ingresso acqua

## 11.2. Electrical ratings MA

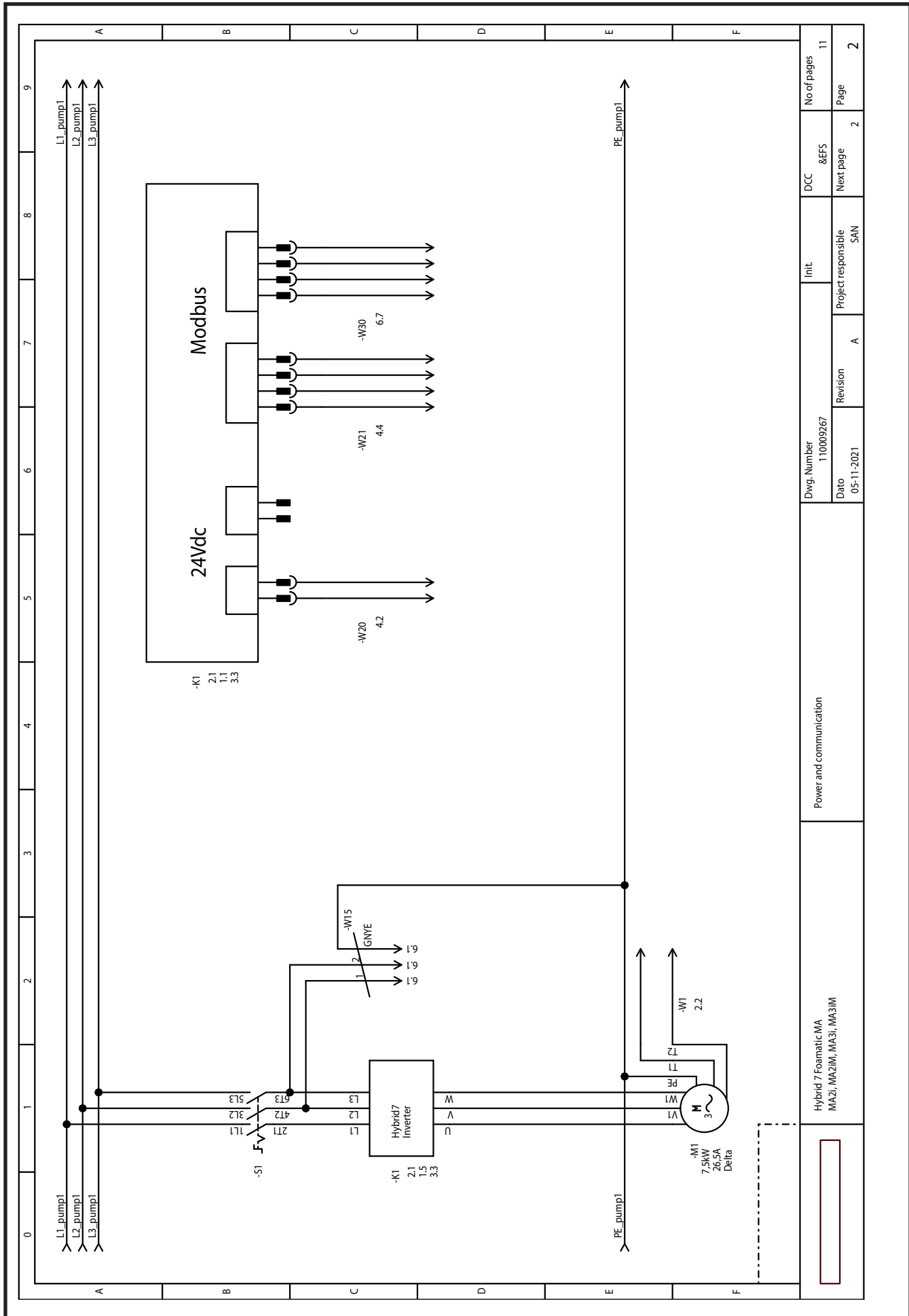
<b>IO module</b>		
<b>Output ratings</b>		
Max. load single output	A	0.8
Max load sum of all outputs	A	3.2
Voltage nom.	V	24
Voltage min.	V	22
Voltage max.	V	24.5
<b>Input ratings</b>		
Input voltage nom.	V	24
Min. input voltage on	V	22
Max. input voltage on	V	25
Max. input voltage off	V	2

# 11.3. Component location MA

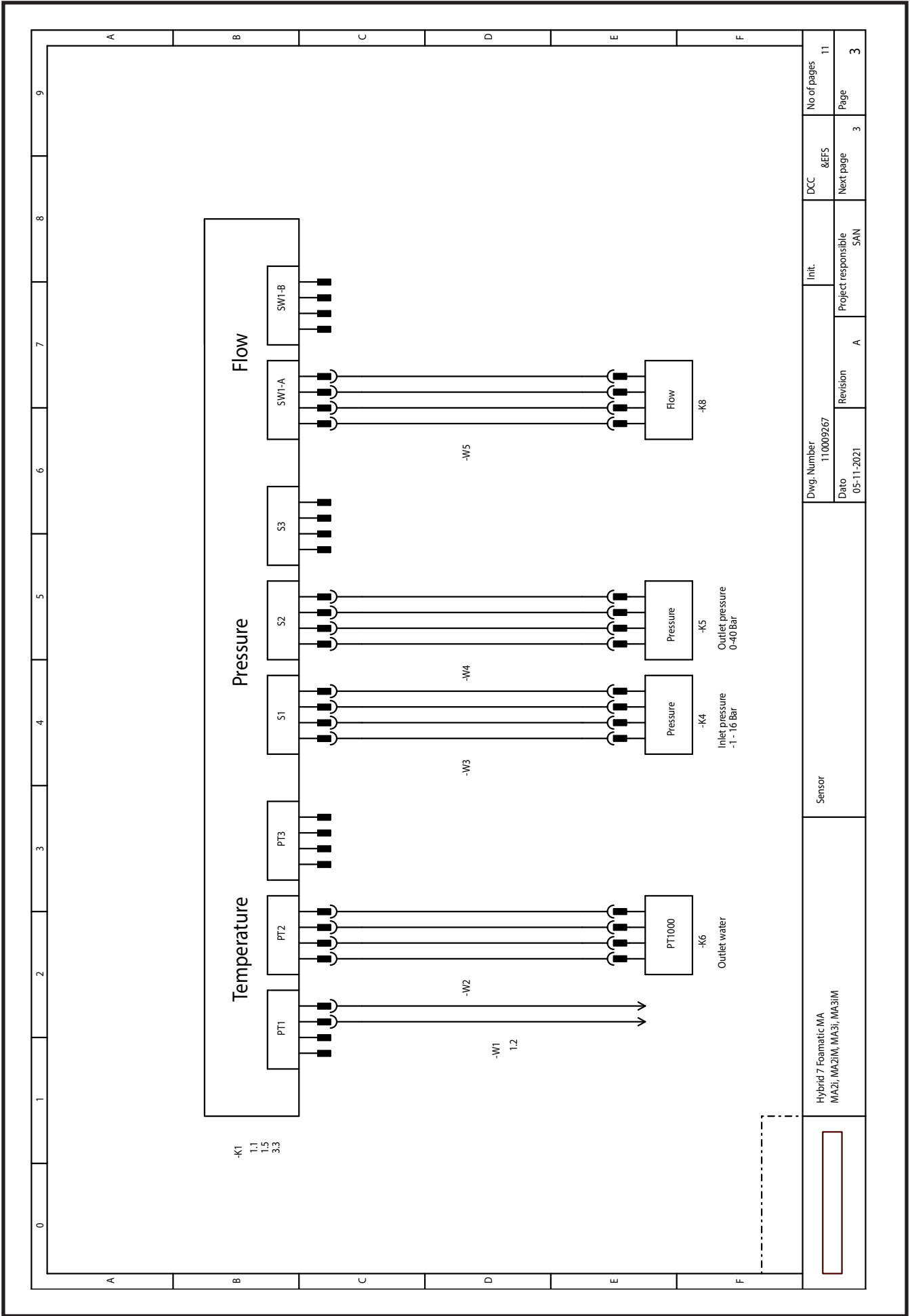


	Hybrid 7 Foomatic MA MA2i, MA2iM, MA3i, MA3iM	Component placement	Dwg. Number 110009267	Init.	DCC	No of pages 11
			Date 21-02-2023	Revision A	Next page SAN	Page 11

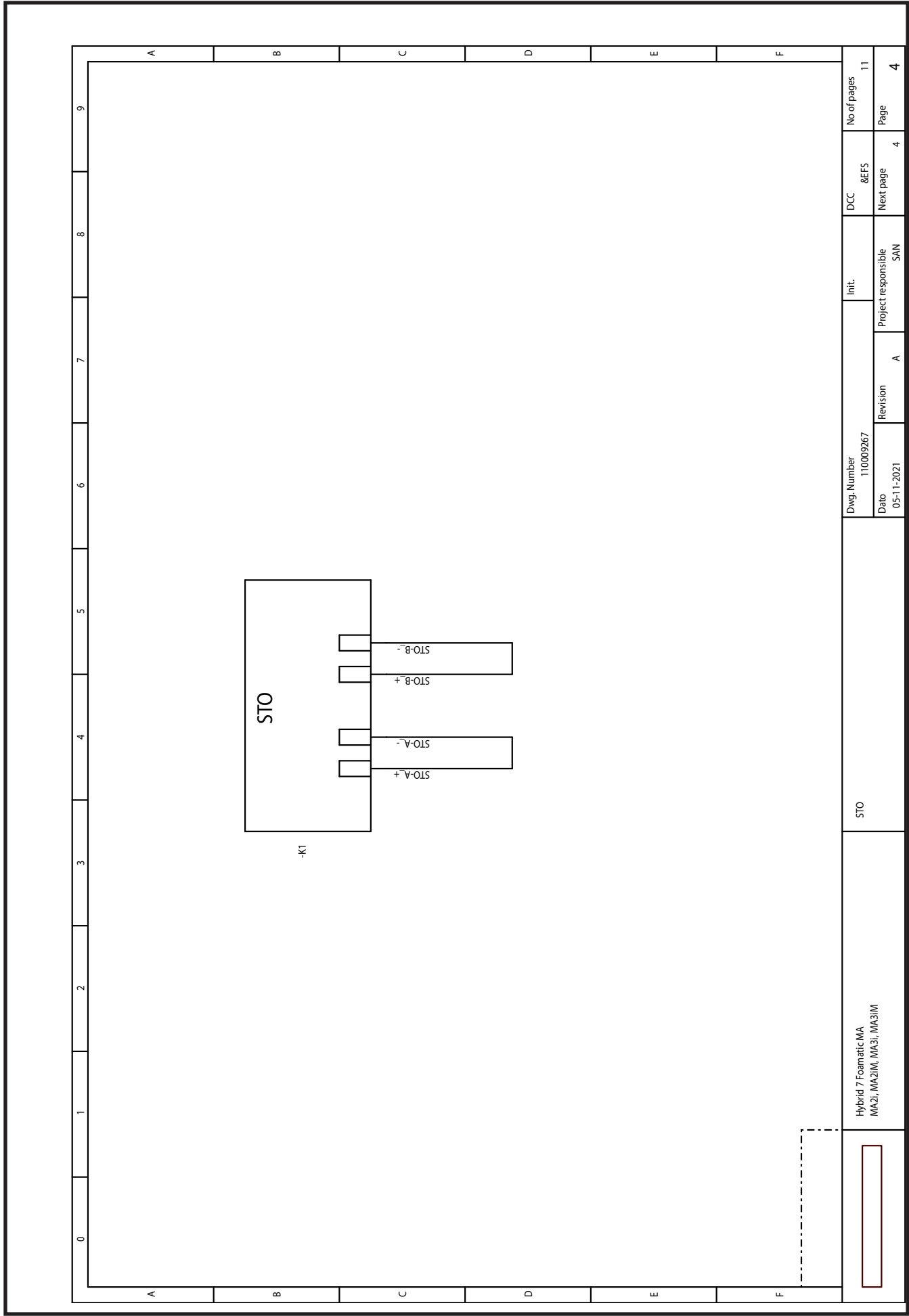
# 11.4. Circuit diagrams & sensor diagrams MA2IM, MA3IM, MA2I, MA3I



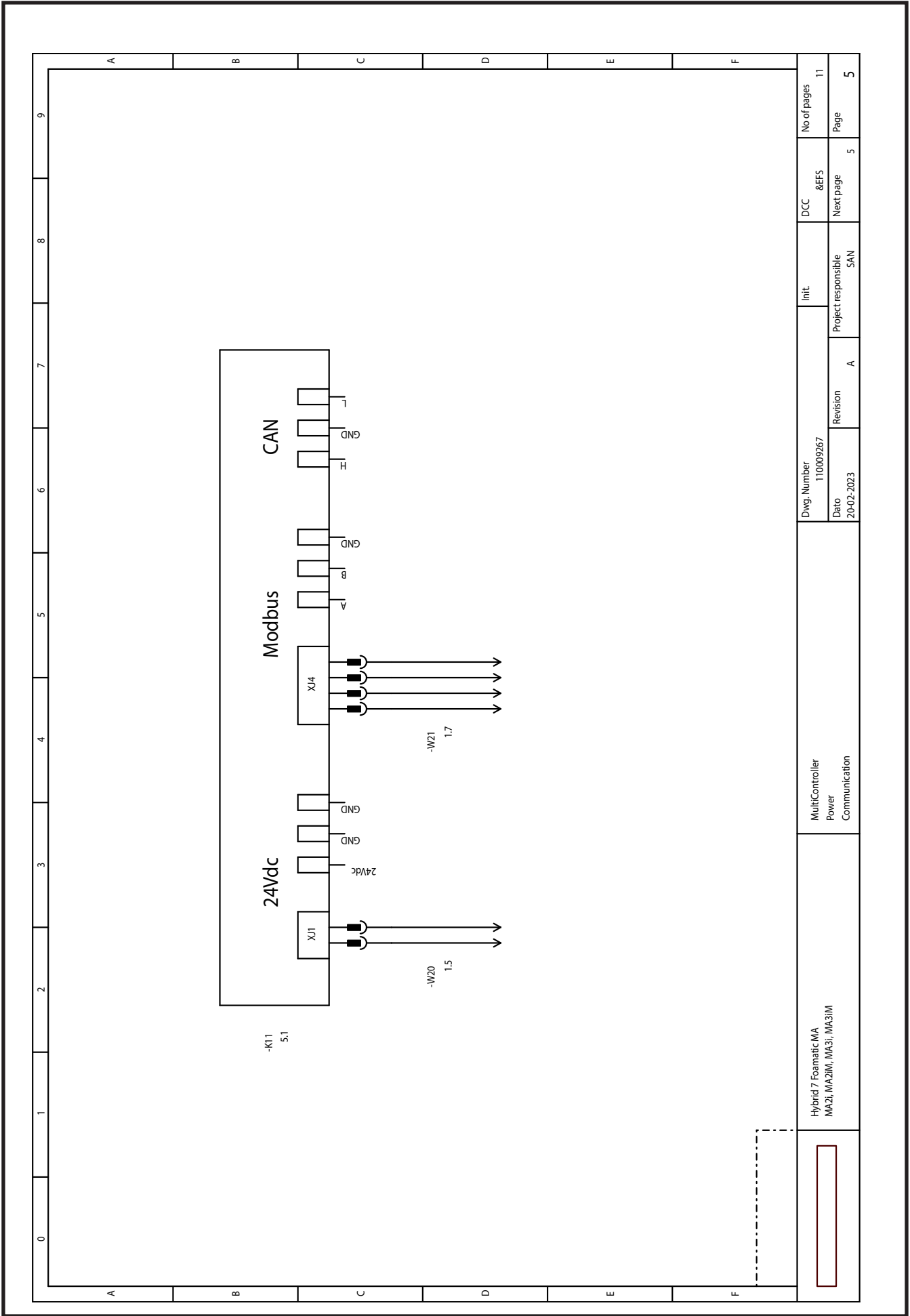
Dwg. Number 110009267		DCC		No of pages	
Date 05-11-2021		Init.		11	
Revision A		Project responsible SAN		Page	
		Next page		2	
Power and communication					
Hybrid 7 Foamatec MA MA2I, MA2IM, MA3I, MA3IM					

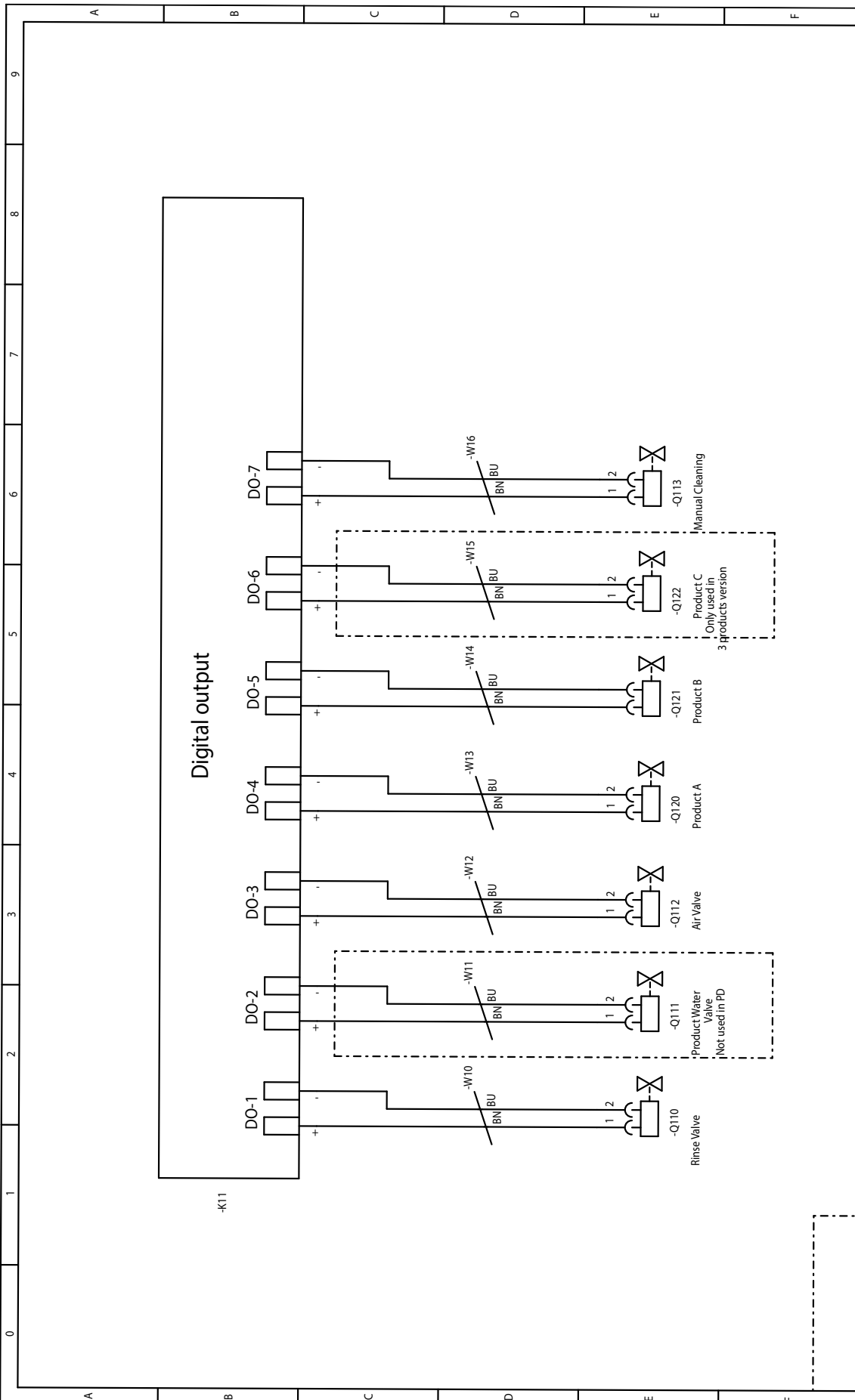






Hybrid 7 Foamtac MA MA2i, MA2IM, MA3i, MA3IM		STO		Dwg. Number 110009267		Init.		DCC		No of pages	
				Date 05-11-2021		Revision A		Next page		Page	
						Project responsible SAN		Next page		Page	
								4		11	
								4		4	





Digital output

-K11

DO-1 DO-2 DO-3 DO-4 DO-5 DO-6 DO-7

+ + + + + + +

-W10 -W11 -W12 -W13 -W14 -W15 -W16

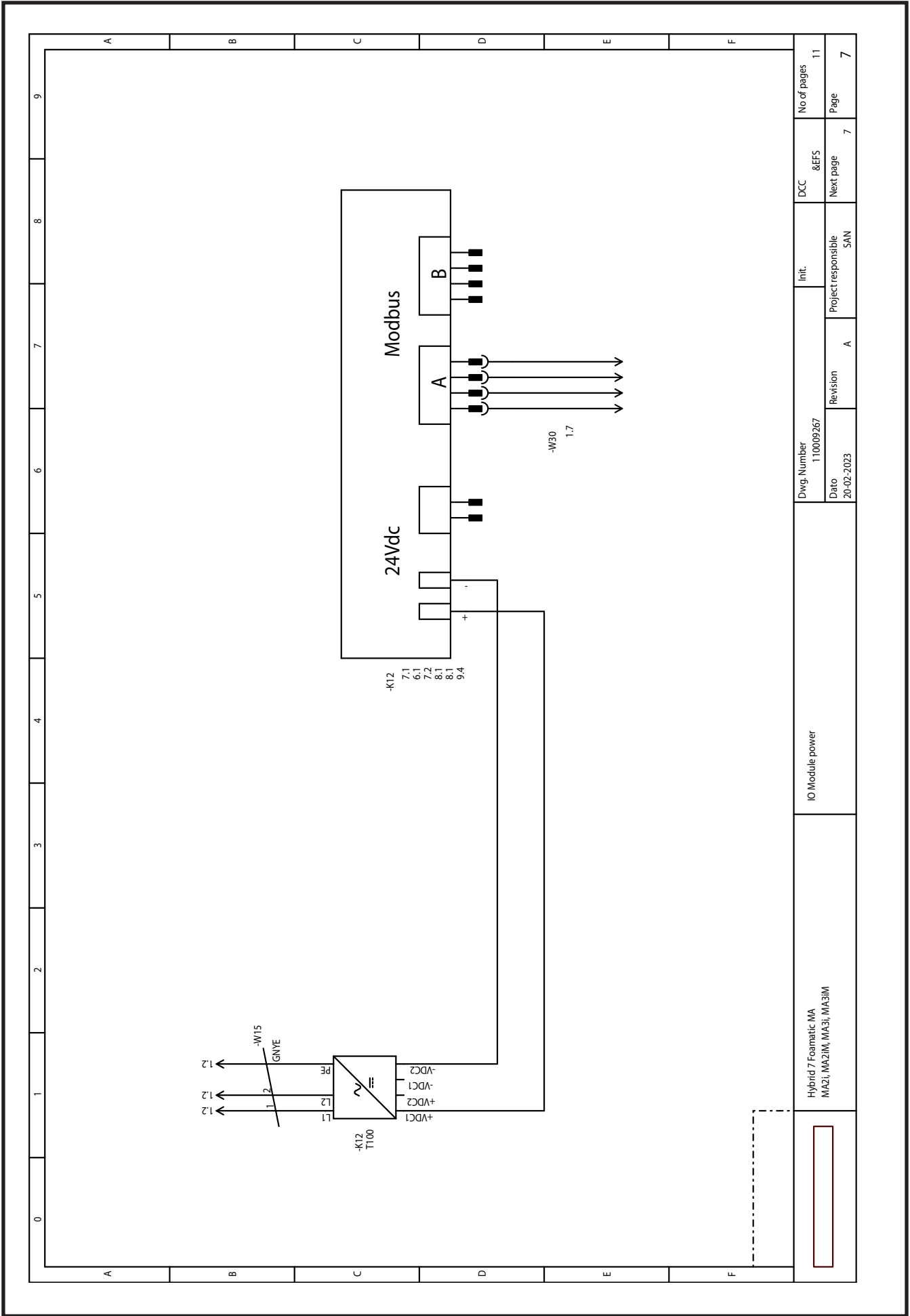
BN BU BN BU BN BU BN BU BN BU BN BU BN BU

1 2 1 2 1 2 1 2 1 2 1 2 1 2 1 2

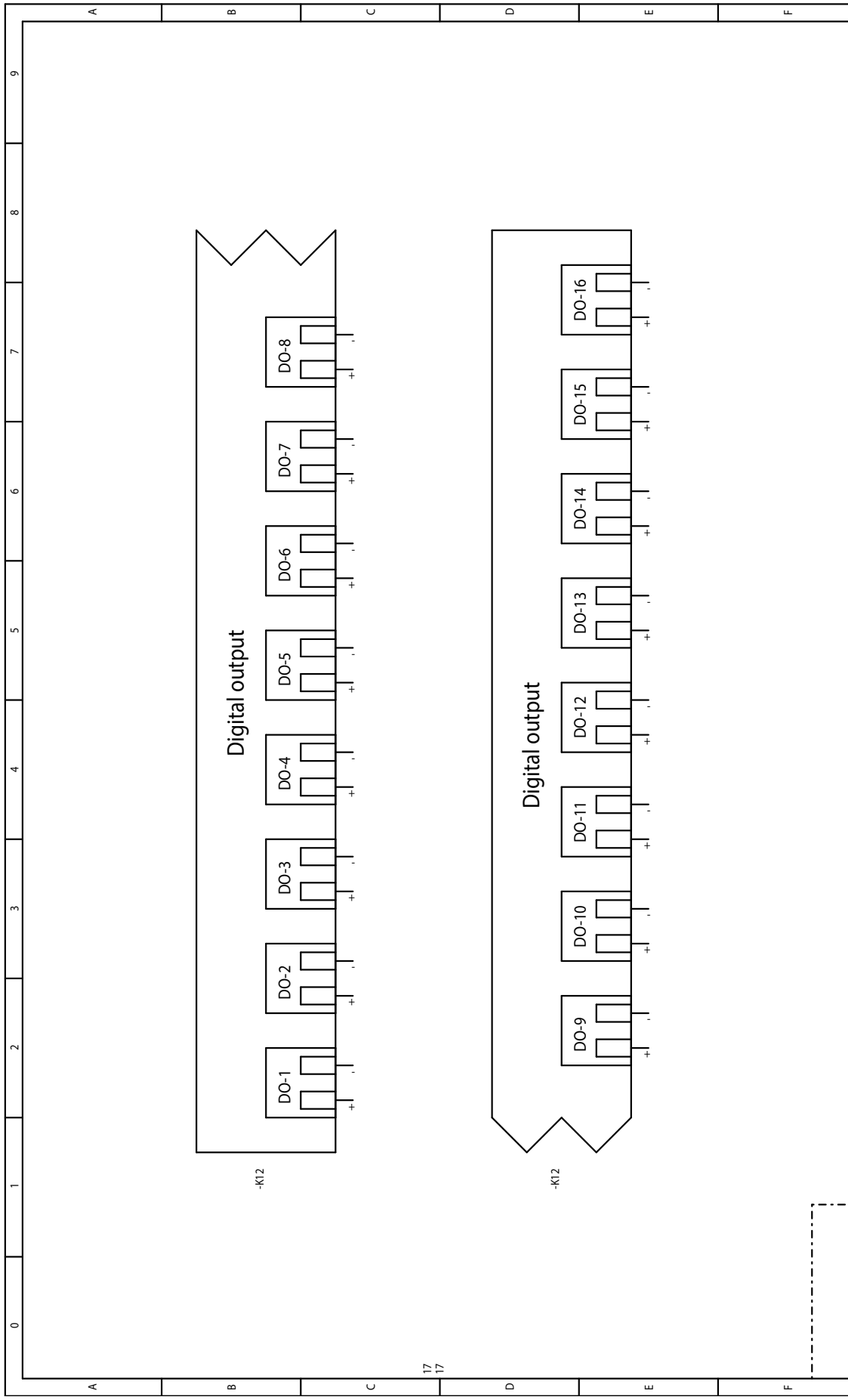
-Q110 -Q111 -Q112 -Q120 -Q121 -Q122 -Q113

Rinse Valve Product Water Valve Not used in PD Air Valve Product A Product B Product C Only used in 3 products version Manual Cleaning

<p>Hybrid 7 Foamic MA MA2I, MA2IM, MA3I, MA3IM</p>	<p>Multicontroller Outputs</p>		<p>Init:</p>		<p>DCC</p>	<p>No of pages</p>
	<p>Dwg. Number 110009267</p>		<p>Revision A</p>	<p>Project responsible SAN</p>	<p>Next page 6</p>	<p>Page 6</p>
<p>Date 20-02-2023</p>		<p>Project responsible SAN</p>		<p>11</p>		

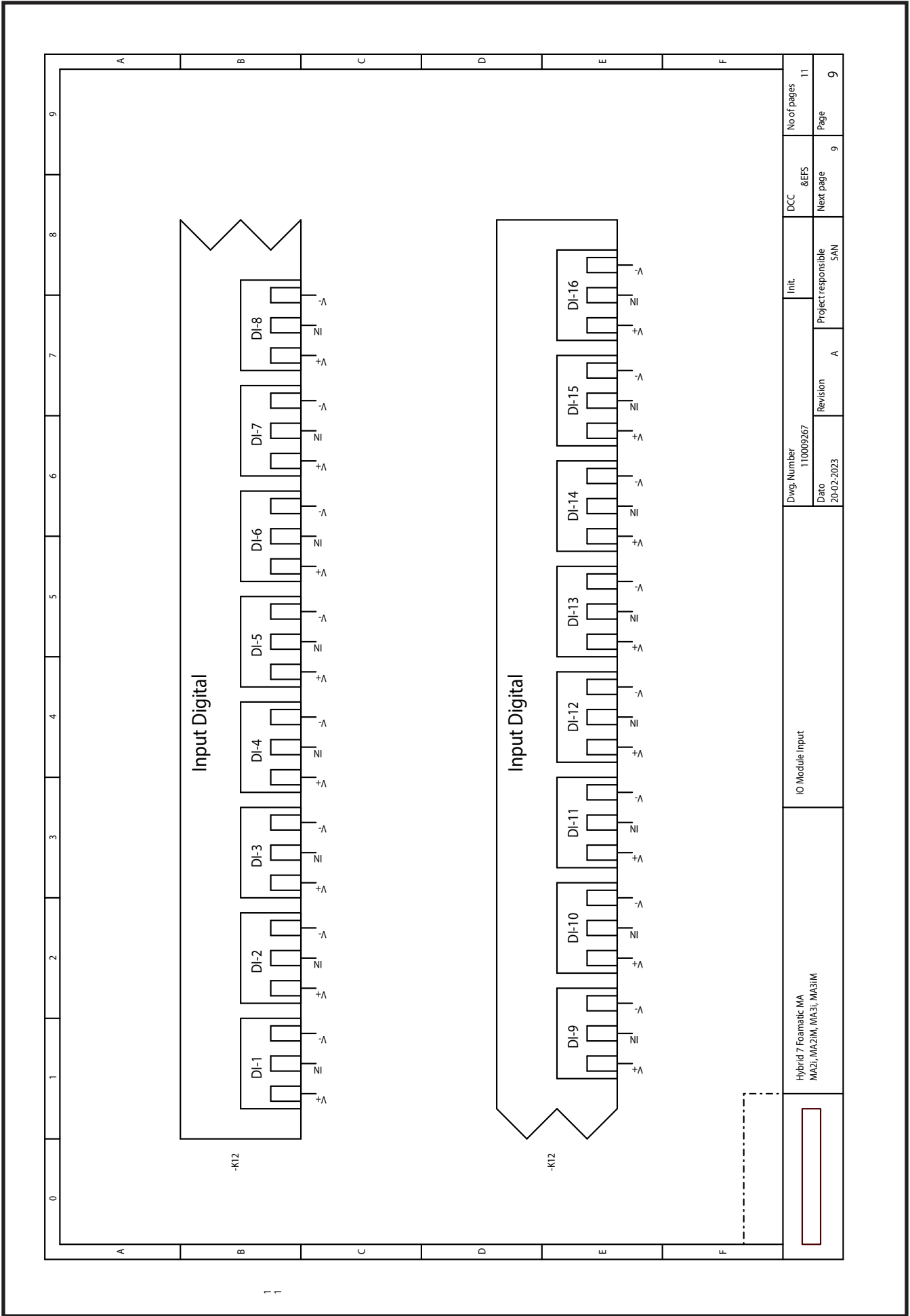


0	1	2	3	4	5	6	7	8	9	A	B	C	D	E	F							
											Hybrid 7 Foamatec MA MA2i, MA2M, MA3i, MA3M		IO Module power		Dwg. Number 110009267		Init.		DCC &EFS		No of pages 11	
											Revision A		Project responsible SAN		Dato 20-02-2023		Next page		Page 7			

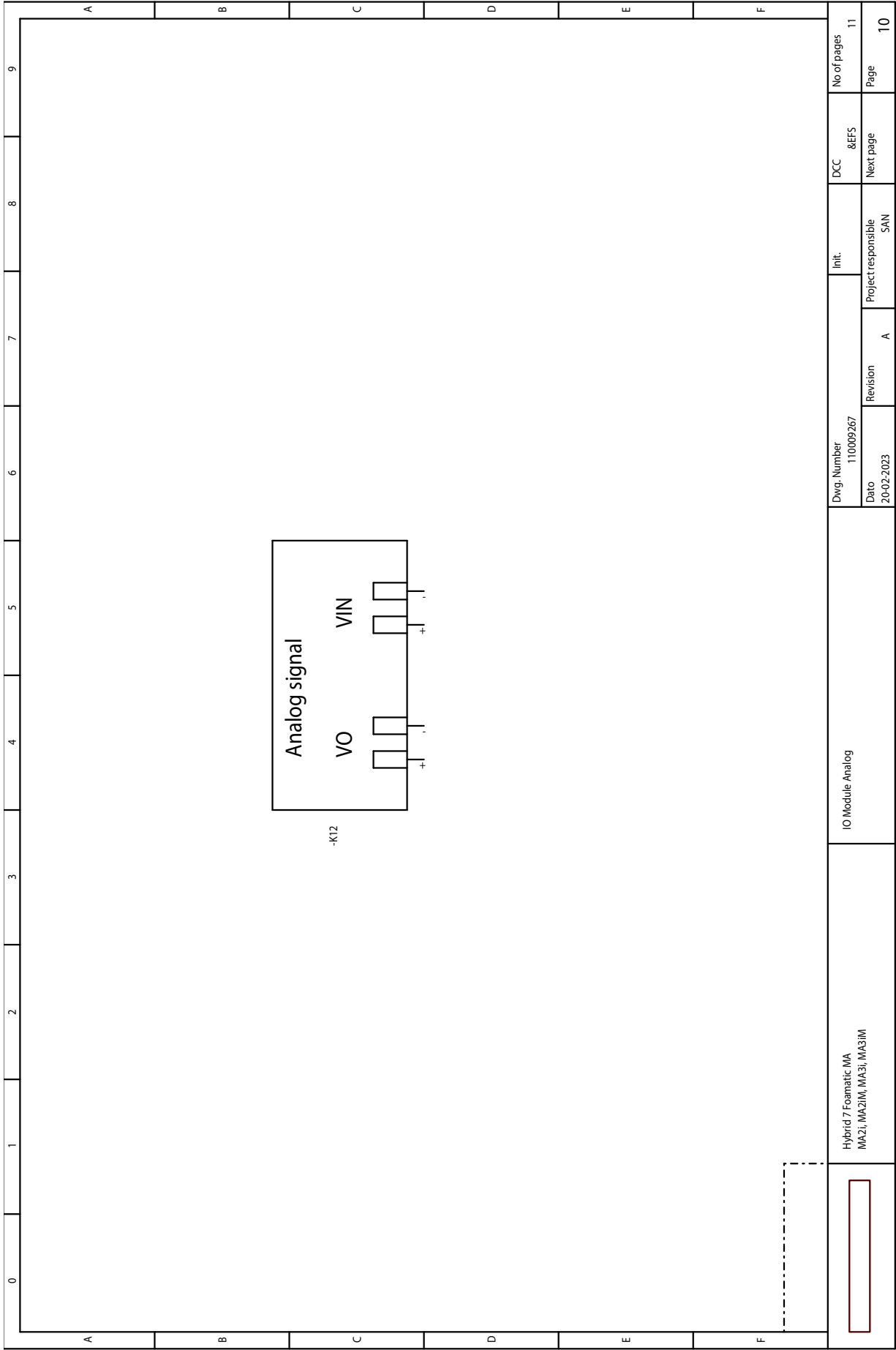


<div style="border: 1px solid black; width: 100px; height: 20px; margin-bottom: 5px;"></div> Hybrid 7 Foamatic MA MAZ1, MAZ1M, MA31, MA31M	IO Module output		Init.		DCC	No of pages
	Dwg. Number 110009267		Project responsible SAN		Next page	11
Date 20-02-2023		Revision A		Next page	8	Page
						8

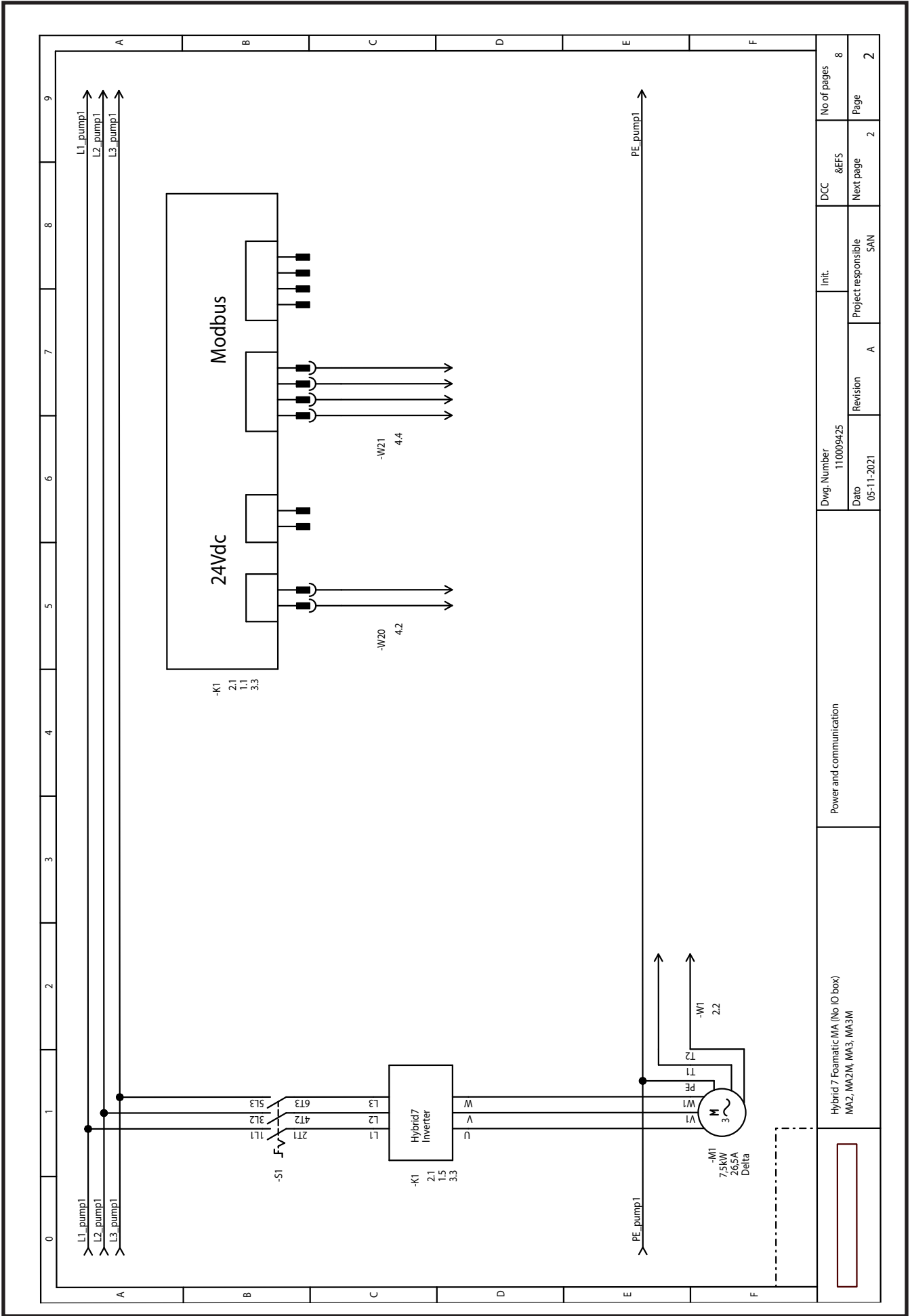
17  
17



1 1

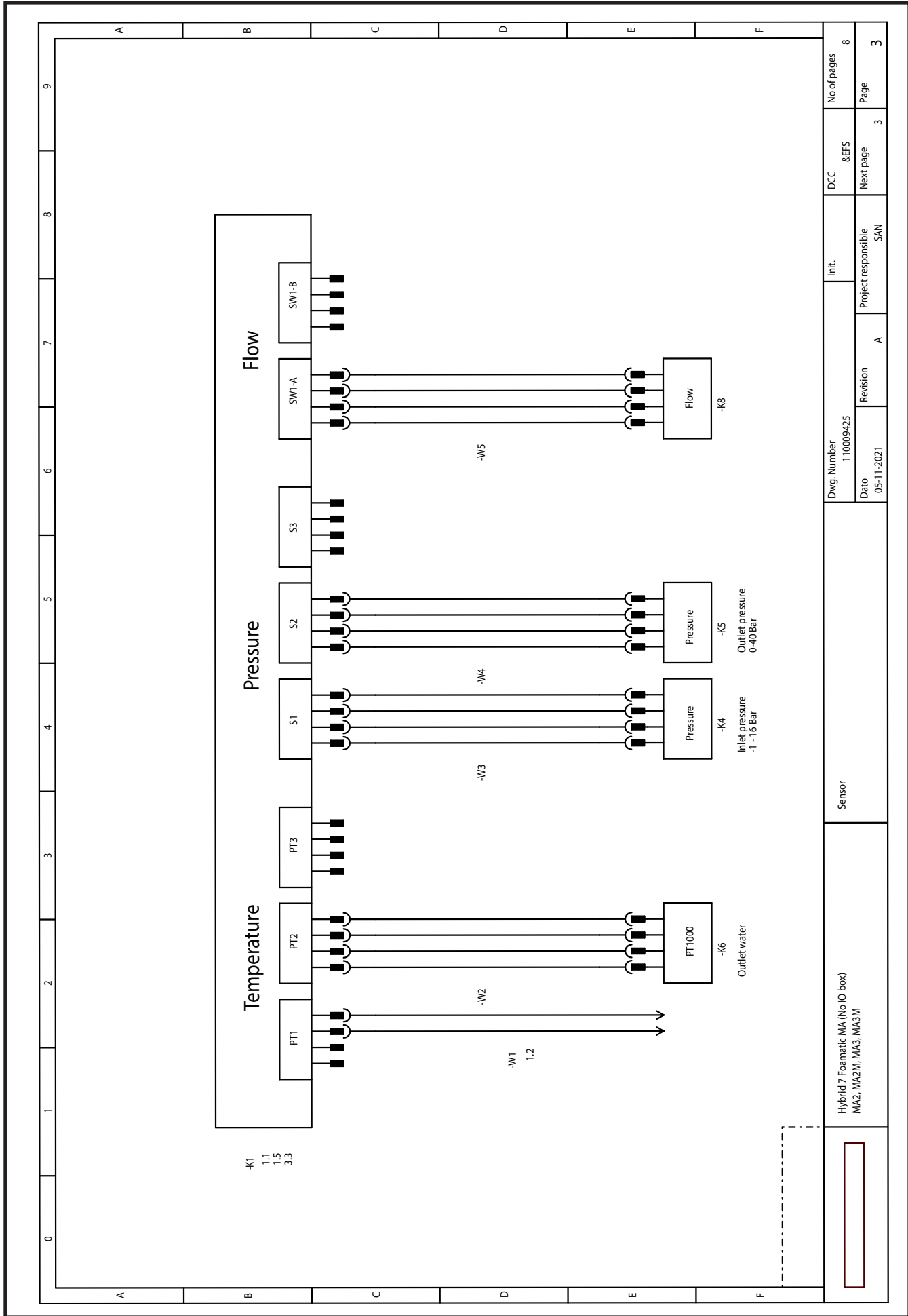


<div style="border: 1px solid black; width: 100px; height: 20px; margin-bottom: 5px;"></div> Hybrid 7 Foamatic, MA MA2i, MA2IM, MA3i, MA3IM	IO Module Analog		Dwg. Number 11009267		Init.		DCC &EFS		No of pages 11		
			Revision A		Project responsible SAN		Next page		Page 10		
Date 20-02-2023											

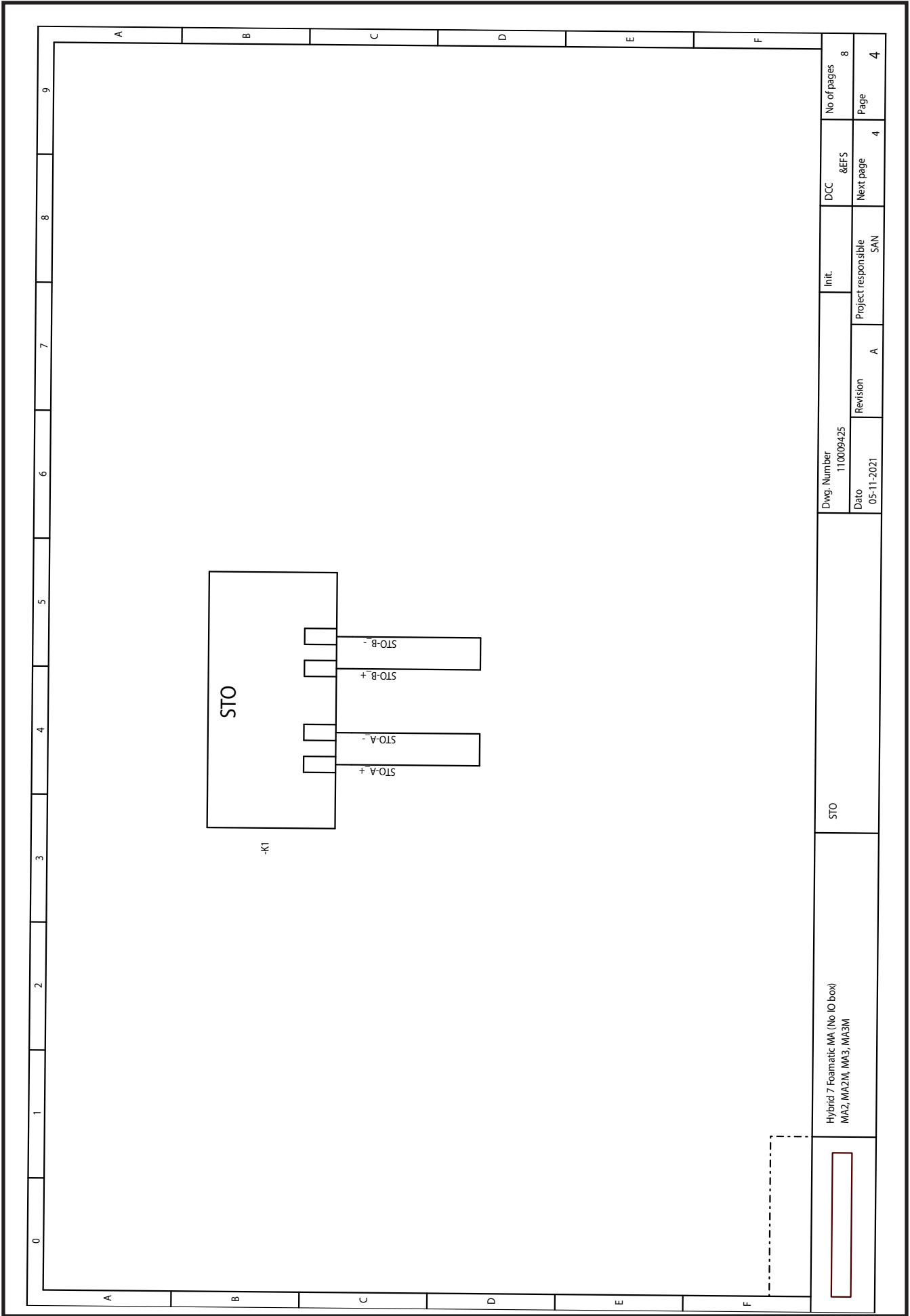


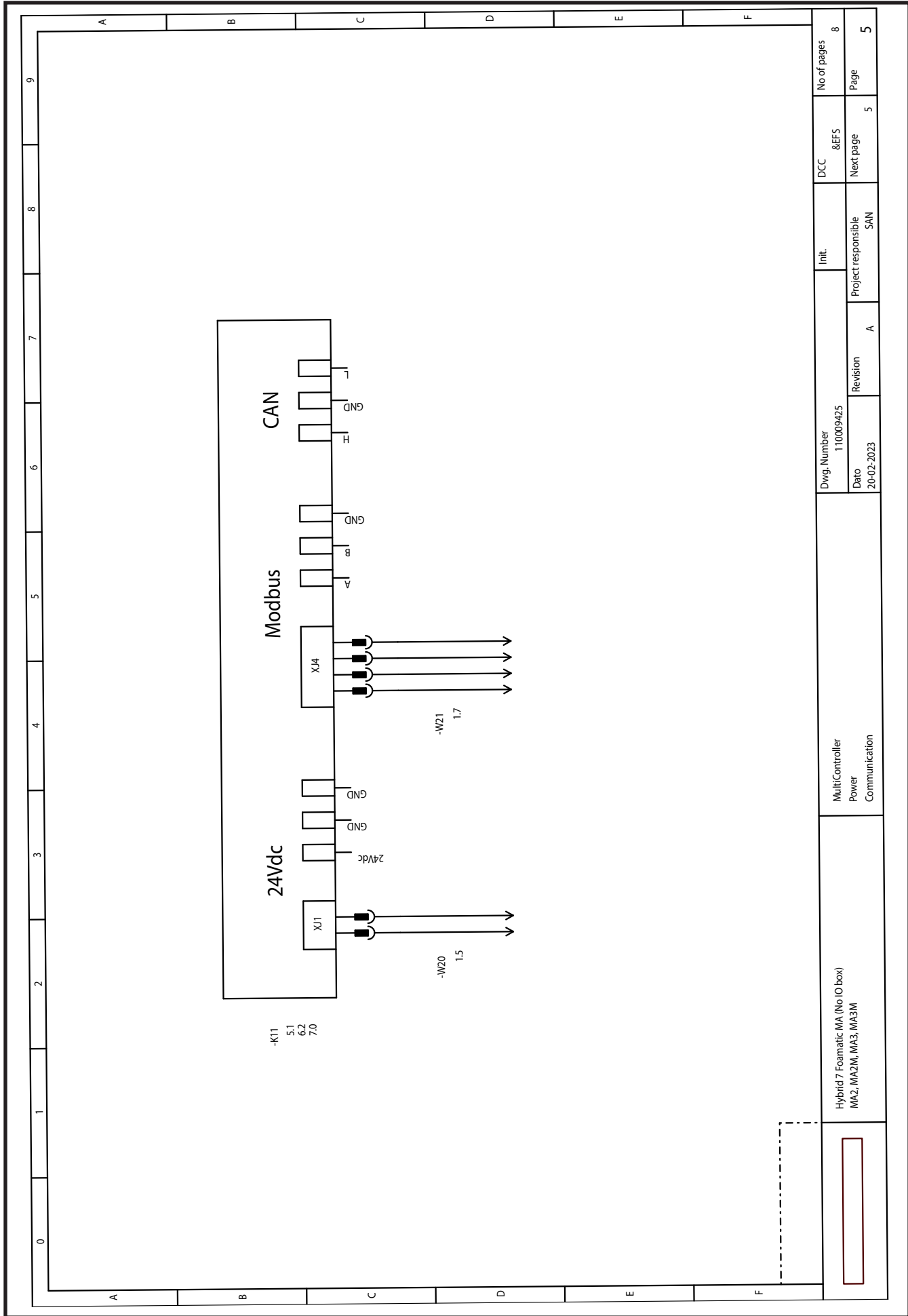
Dwg. Number 110009425		Init.		DCC		No of pages 8	
Date 05-11-2021		Revision A		Project responsible SAN		Next page 2	
Power and communication				Hybrid 7 Foematic MA (No IO box) MA2, MA2M, MA3, MA3M			





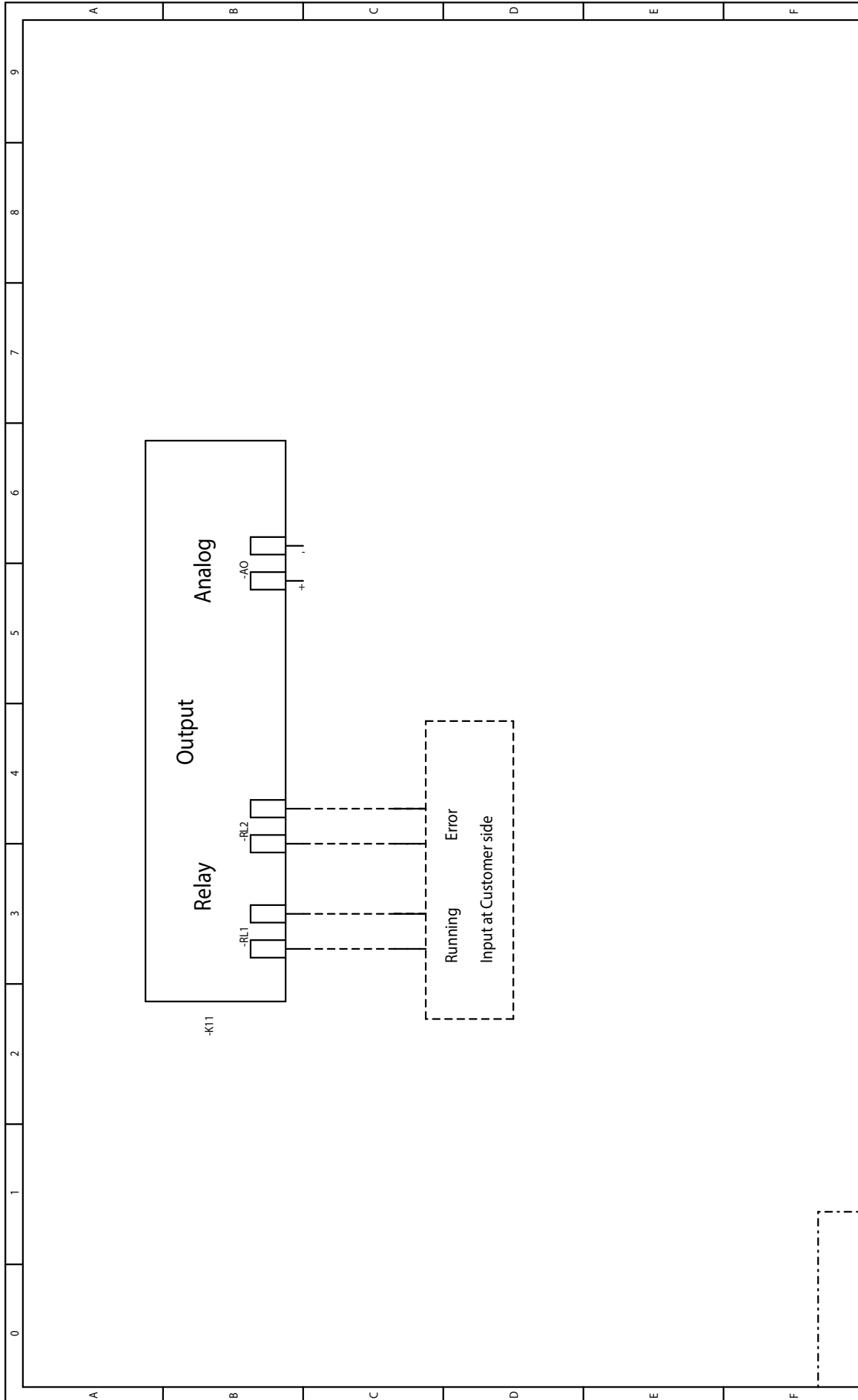
Dwg. Number 110009425		Init.	DCC	No of pages
Date 05-11-2021	Revision A	Project responsible SAN	Next page	8
			Page	3
Sensor		Hybrid 7 Foamatec MA (No IO box) MA2, MA2M, MA3, MA3M		



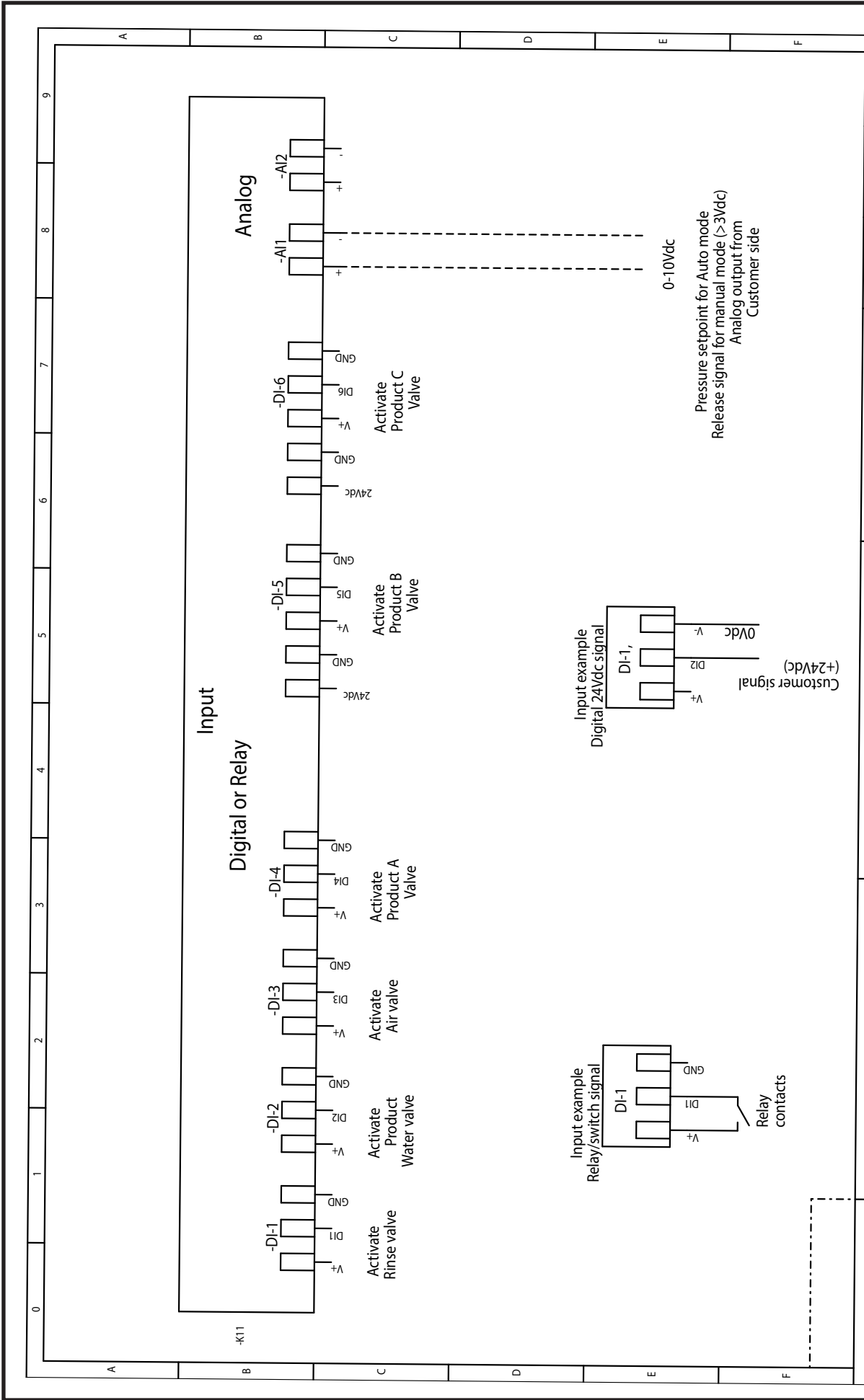


Hybrid 7 Foamatic MA (No IO box) MA2, MA2M, MA3, MA3M		MultiController Power Communication		Dwg. Number 110009425		Init.		DCC		No of pages	
				Date 20-02-2023		Revision A		Next page SAN		Page	
								Next page 5		5	



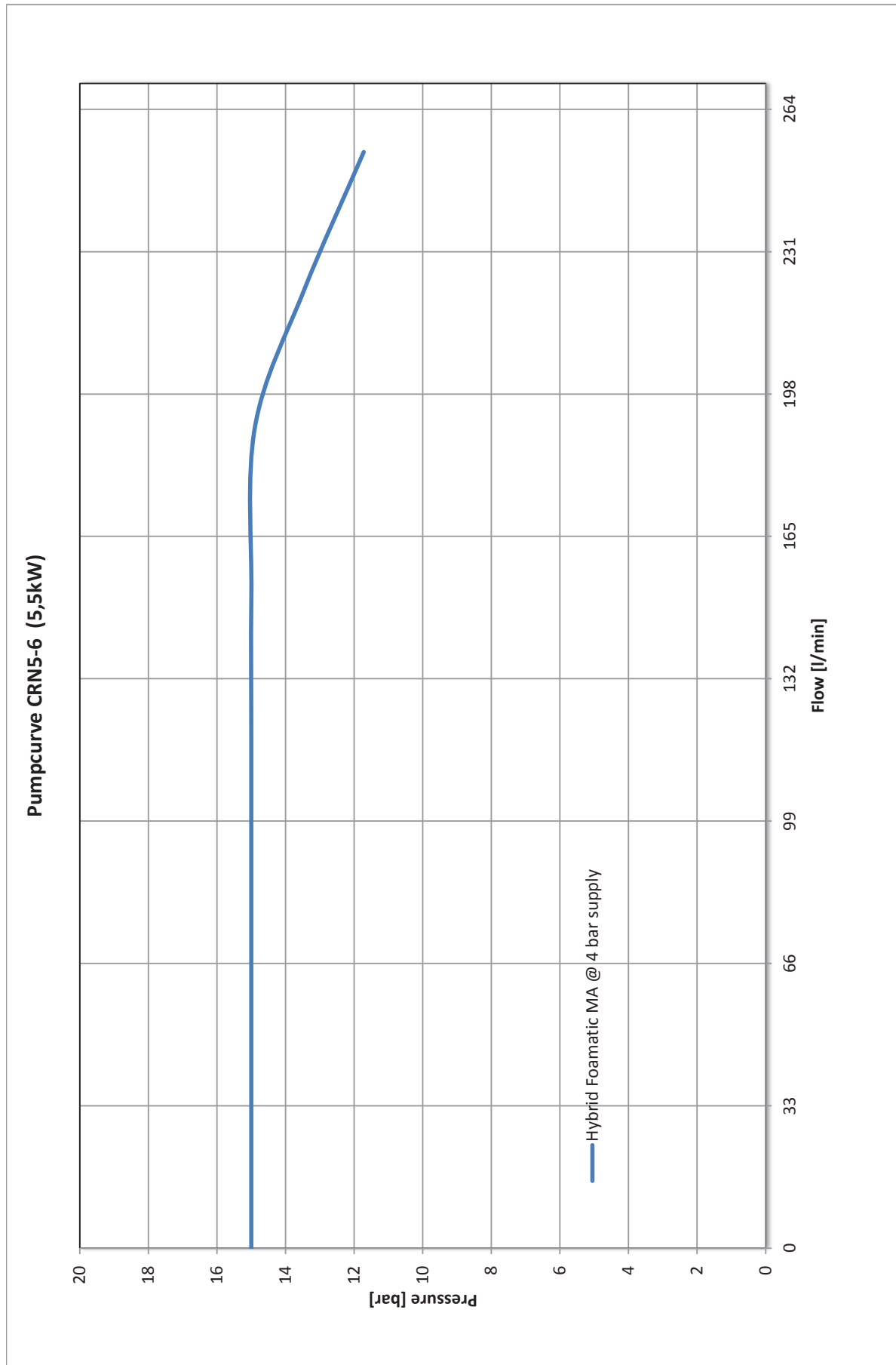


<div style="border: 1px solid black; width: 100px; height: 20px; margin: 0 auto;"></div>	Hybrid 7 Foamatic MA (No IO box) MA2, MA2M, MA3, MA3M	MultiController Relays and Analog Out	Dwg. Number 110009425	Init.	DCC	No of pages
			Date 14-04-2023	Project responsible SAN	&EFS Next page	Page
			Revision A			7
						8
						9



Hybrid 7 Foamatic MA (No IO box) MA2, MA2M, MA3, MA3M		Multicontroller Inputs		Dwg. Number 110009425		Init.		DCC &EFS		No of pages 8	
				Date 14-04-2023		Revision A		Project responsible SAN		Next page Page 8	

## 11.5. Pump curve

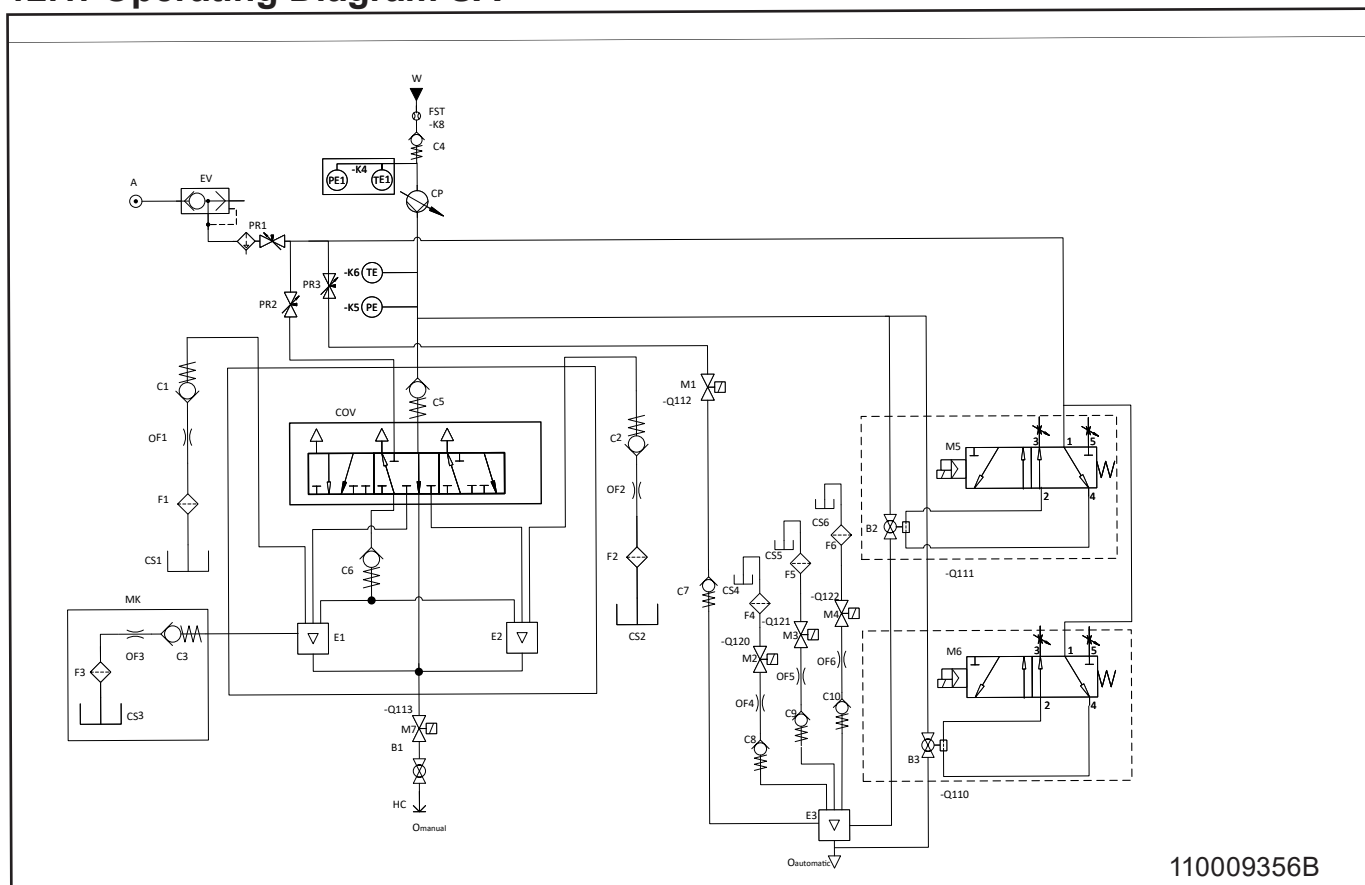






## **12. Sensors & diagrams SA**

## 12.1. Operating Diagram SA

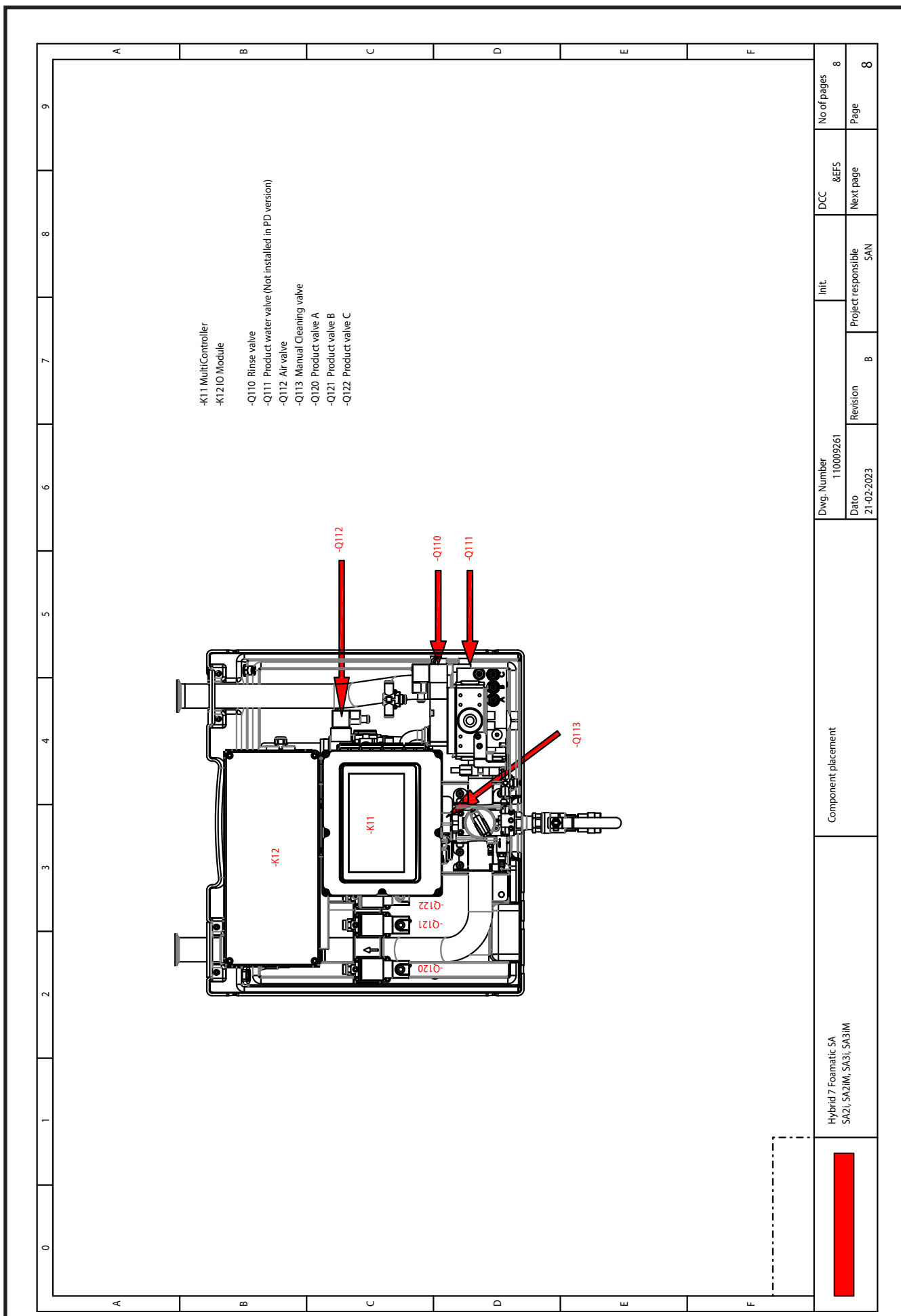


	English	Deutsch	Français	Español	Italian
A	Air supply	Lufteingang	Alimentation air	Suministro de aire	Alimentazione dell'aria
B	Ball valve	Kugelventil	Clapet à bille	Válvula esférica	Valvola a sfera
C	Check valve	Rückschlagventil	Soupape de non retour	Válvula de retención	Valvola di ritegno
COV	Change over valve	Umschaltventil	Robinet coupleur	Válvula de conmutación	Valvola di commutazione
CP	Centrifugal pump	Kreiselpumpe	Pompe Centrifuge	Bomba centrífuga	Pompa centrifuga
CS	Product supply	Chemische Versorgung	Fourniture de produits chimiques	Toma de suministro de productos químicos	Fornitura di prodotti
E	Ejector	Ejektor	Ejecteur	Eyector	Espulsore
EV	Exhaust valve	Auslassventil	La soupape d'échappement	Válvula de escape	Valvola di scarico
F	Filter	Filter	Filtre	Filtro	Filtro
FST	Flow sensor and -trigger	Durchflusssensor und auslöser	Capteur de débit et de déclenchement	Sensor de caudal y de activación	Sensore di flusso e grilletto
HC	Hose coupling	Schlangenverbindung	Connexion flexible	Conexión de tubo flexible	Attacco tubo flessibile
K	Component reference	Komponentenreferenz	Référence composant	Referencia del componente	Riferimento componente
M	Magnetic valve	Magnetventil	Vanne magnétique	Válvula magnética	Valvola magnetica
MK	Mix kit (Optional)	Misch-Kit (Optional)	Kit de mélange (Optionnel)	Kit de mezcla (Opcional)	Kit di mix (facoltativo)
O	Outlet	Ausgang	Sortie	Salida	Preso
OF	Orifice	Blende	Orifice	Orificio	Orifizio
PE	Pressure sensor	Drucksensor	Capteur de pression	Sensor de presión	Sensore di pressione
PR	Pressure regulator	Druckregler	Régulateur de pression	Régulador de presión	Regolatore di pressione
TE	Temperature sensor	Temperatursensor	Capteur de température	Sensor de temperatura	Termometro
CO	Component reference	Komponentenreferenz	Référence composant	Referencia del componente	Riferimento componente
W	Water inlet	Wasserzufluss	Arrivée d'eau	Entrada de agua	Ingresso acqua

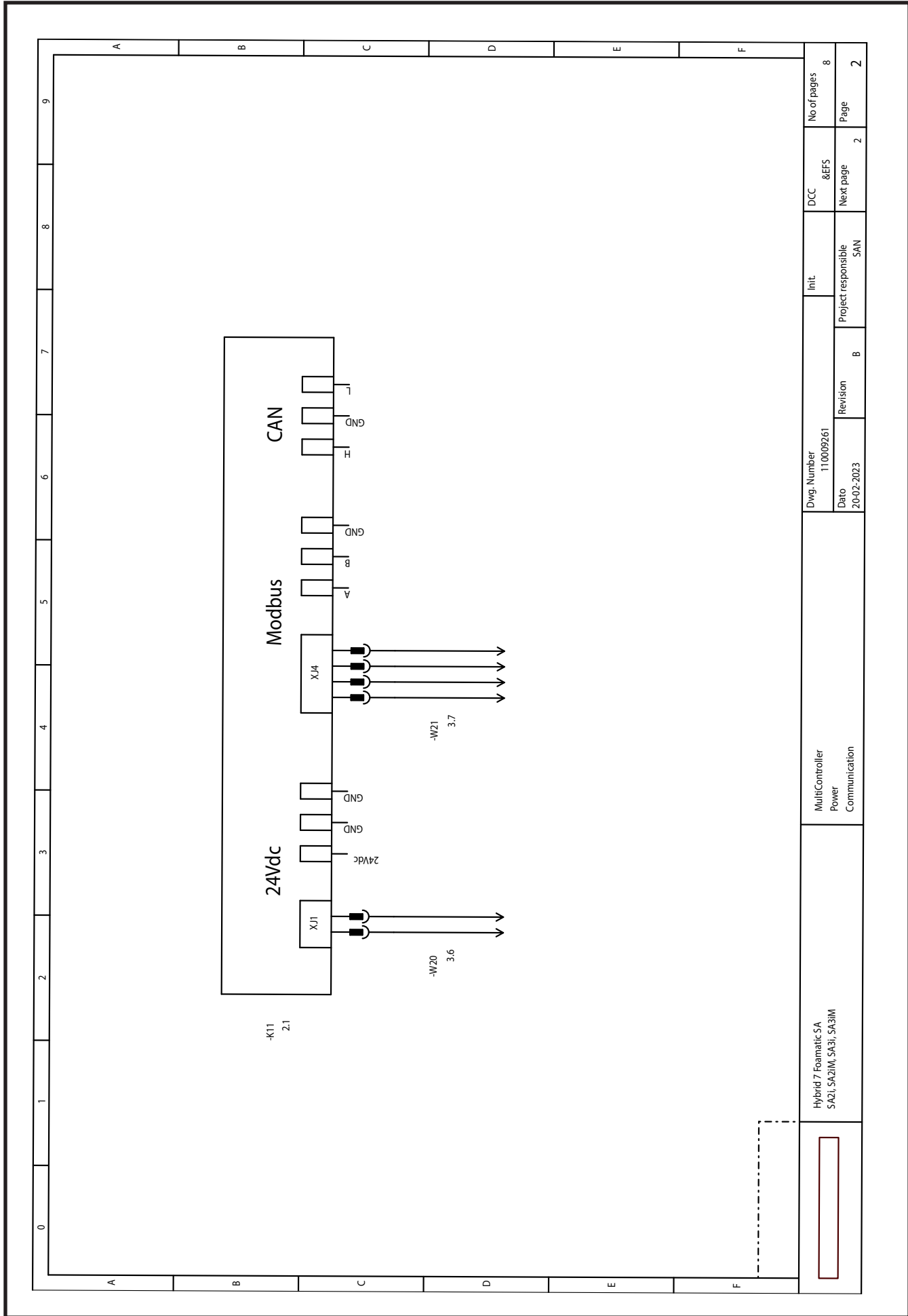
## 12.2. Electrical ratings SA

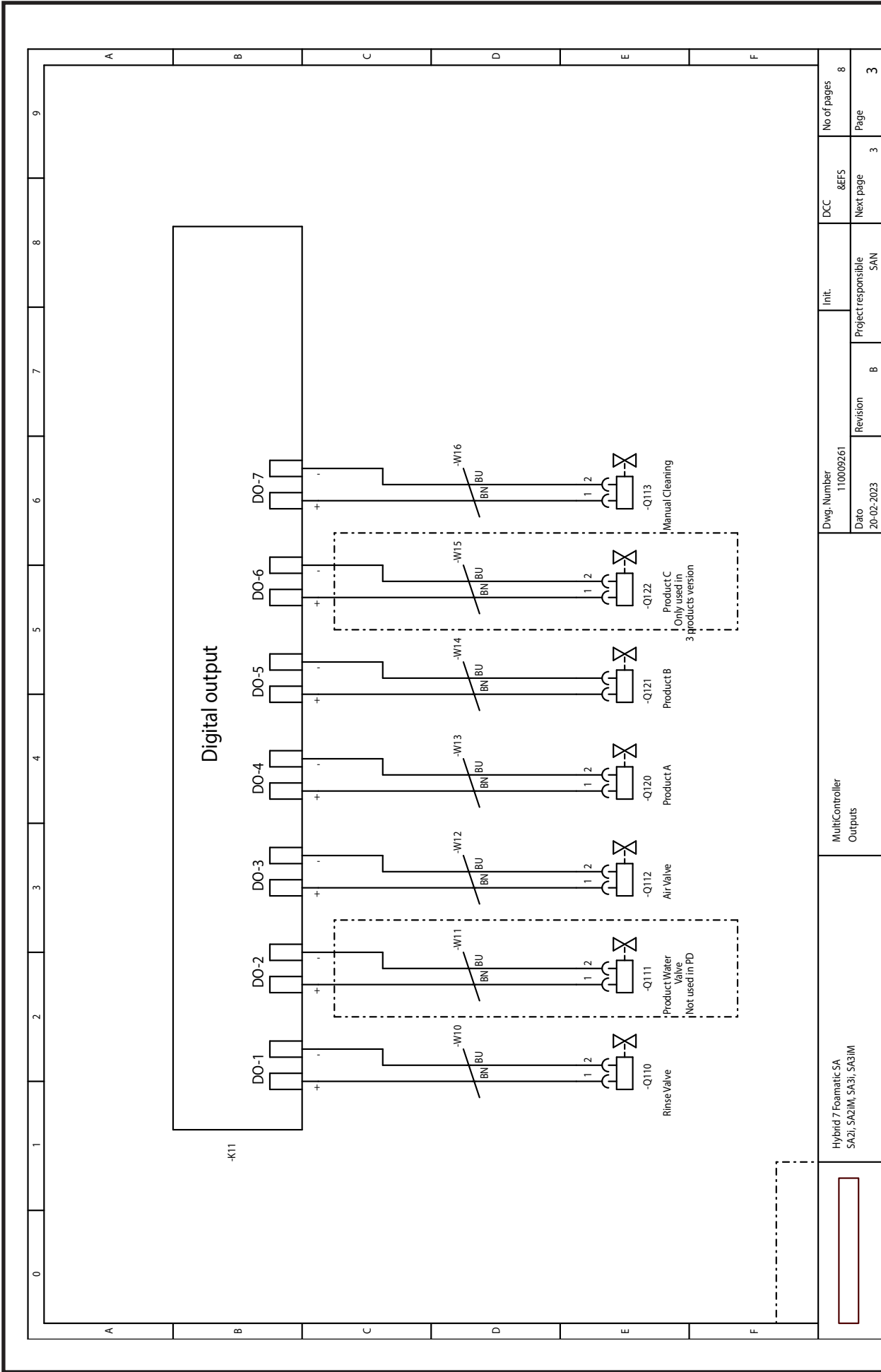
<b>IO module</b>		
<b>Output ratings</b>		
Max. load single output	A	0.8
Max load sum of all outputs	A	3.2
Voltage nom.	V	24
Voltage min.	V	22
Voltage max.	V	24.5
<b>Input ratings</b>		
Input voltage nom.	V	24
Min. input voltage on	V	22
Max. input voltage on	V	25
Max. input voltage off	V	2

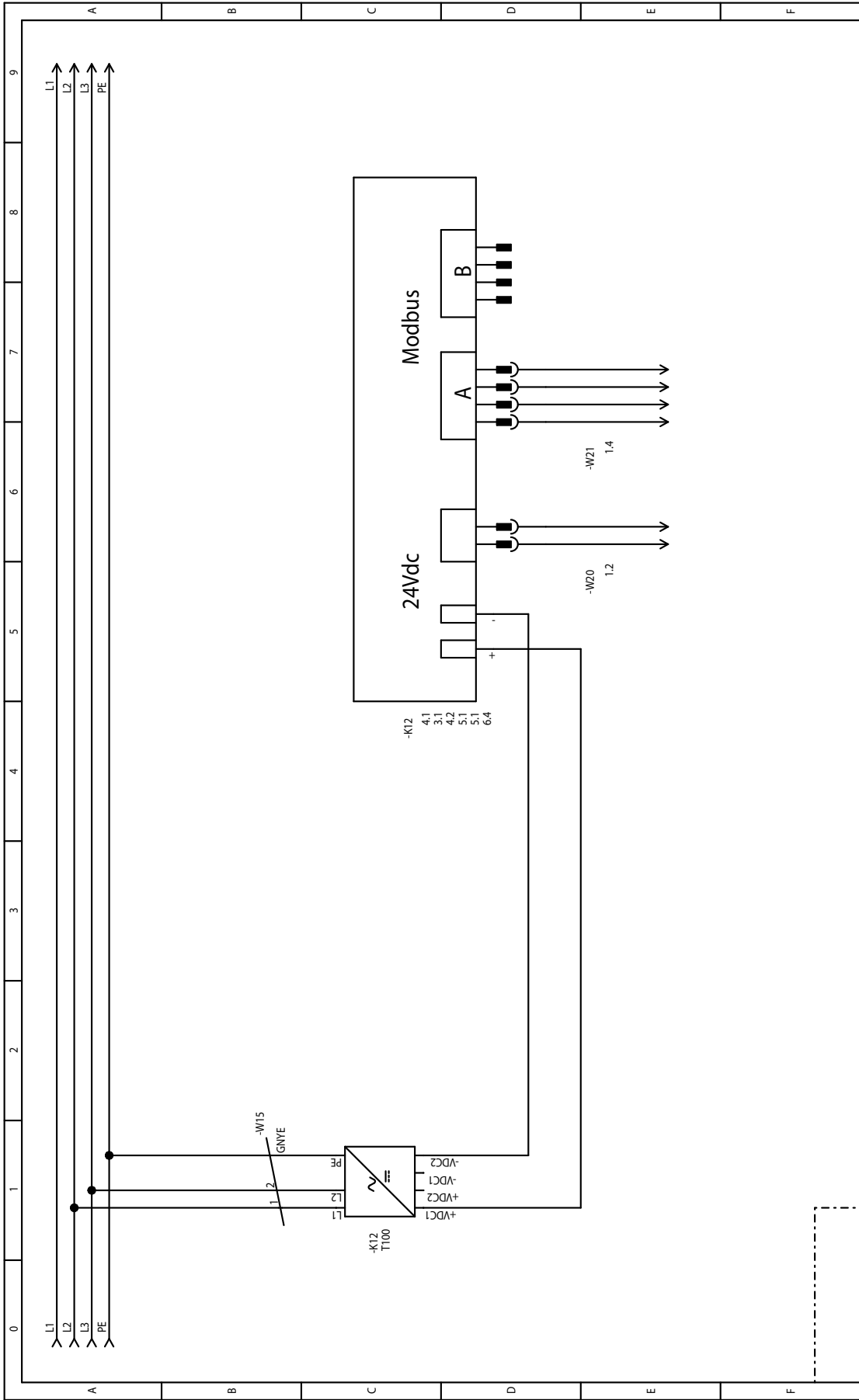
### 12.3. Component location SA



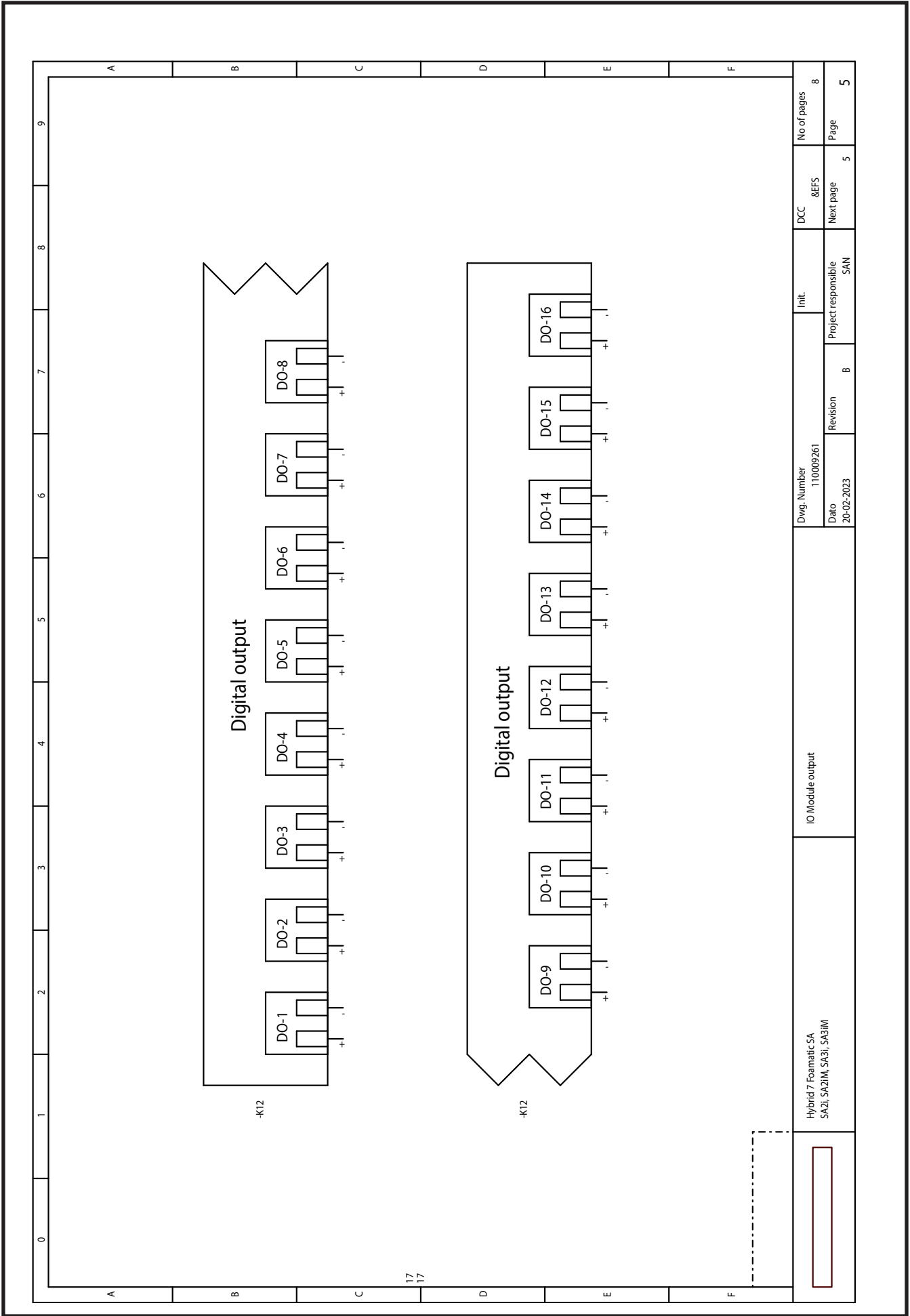
# 12.4. Circuit diagrams & sensor diagrams SA







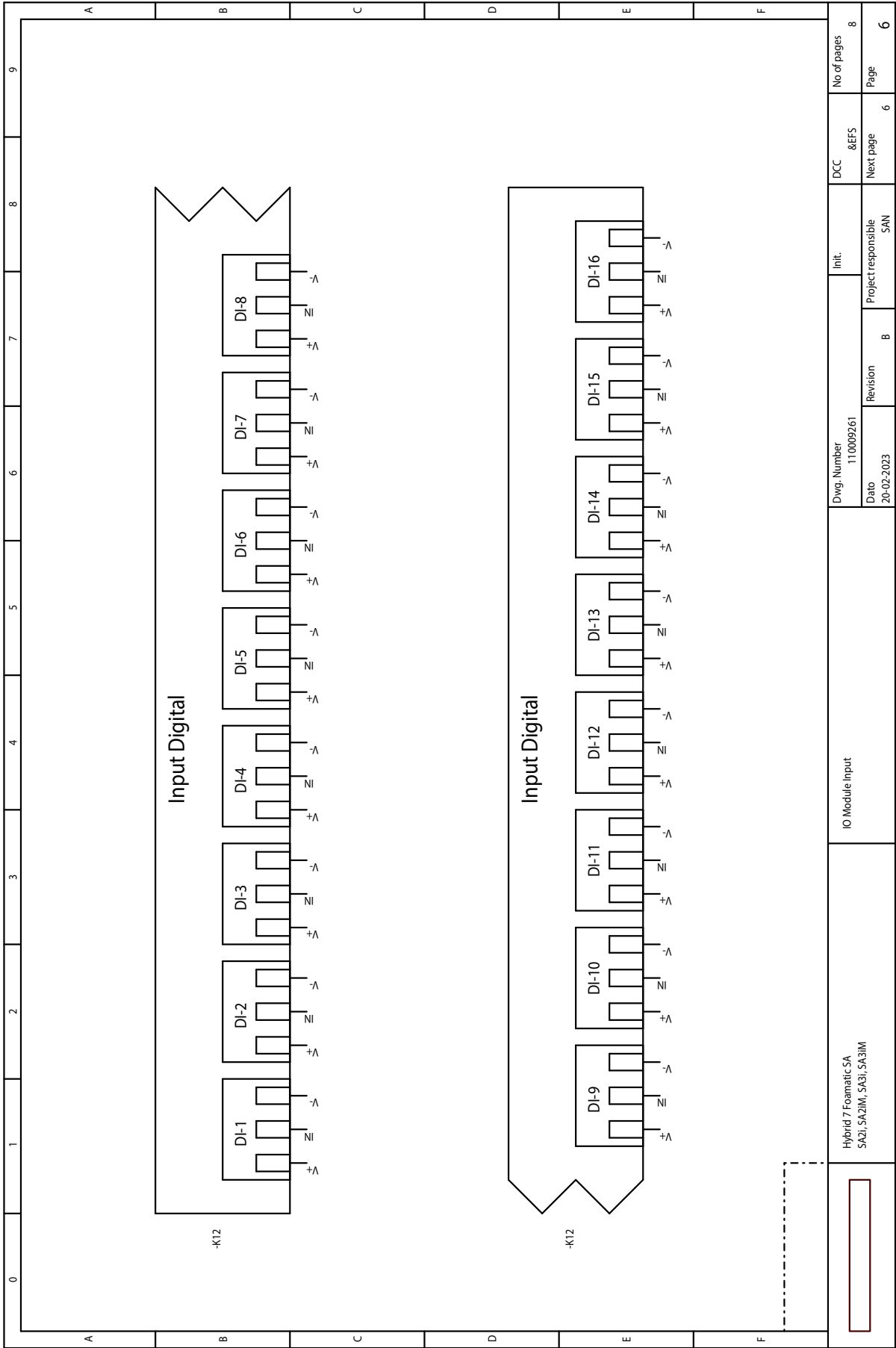
	IO Module power		Init.		DCC		No of pages	
	Hybrid 7 Foematic SA SA2i, SA2M, SA3i, SA3IM		110009261		Project responsible SAN		8	
			Revision B		Next page		Page	
			Date 20-02-2023		SAN		4	



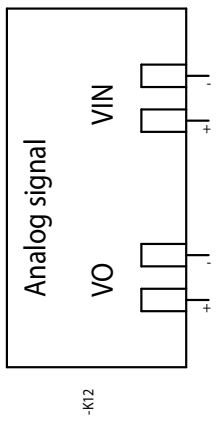
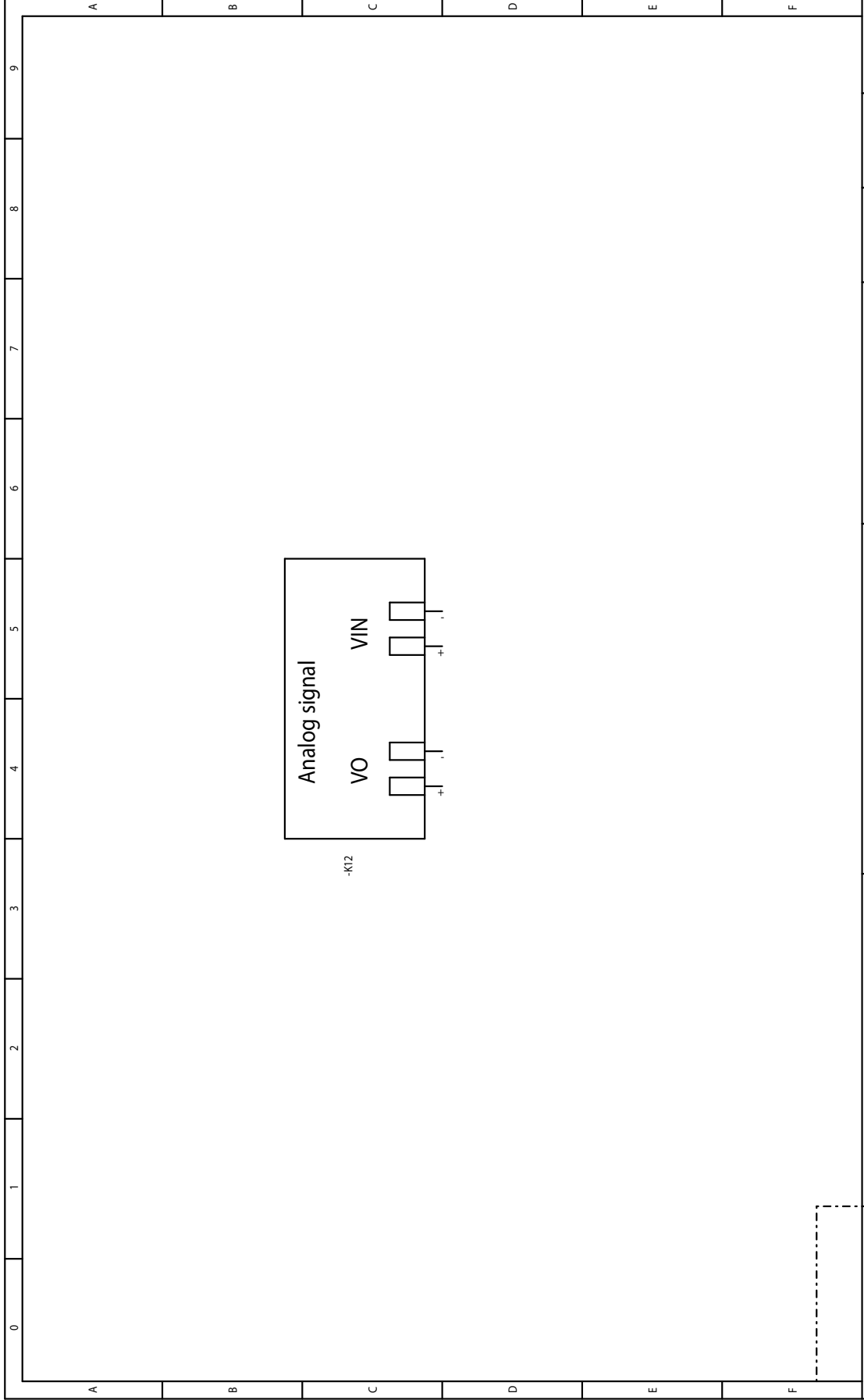
17  
17

<div style="border: 1px solid black; width: 100px; height: 20px; margin-bottom: 5px;"></div> Hybrid 7 Foamatic SA SA2i, SA2IM, SA3i, SA3IM	IO Module output		Dwg. Number 110009261		Init.		DCC		No of pages	
	20-02-2023		Revision B		Project responsible SAN		Next page 5		Page 5	





Hybrid 7 Foamatic SA SA2I, SA2IM, SA3I, SA3IM	IO Module input	Dwg. Number	110009261	Init.		DCC	&EFS	No of pages	8
		Date	20-02-2023	Revision	B	Project responsible	SAI	Next page	6

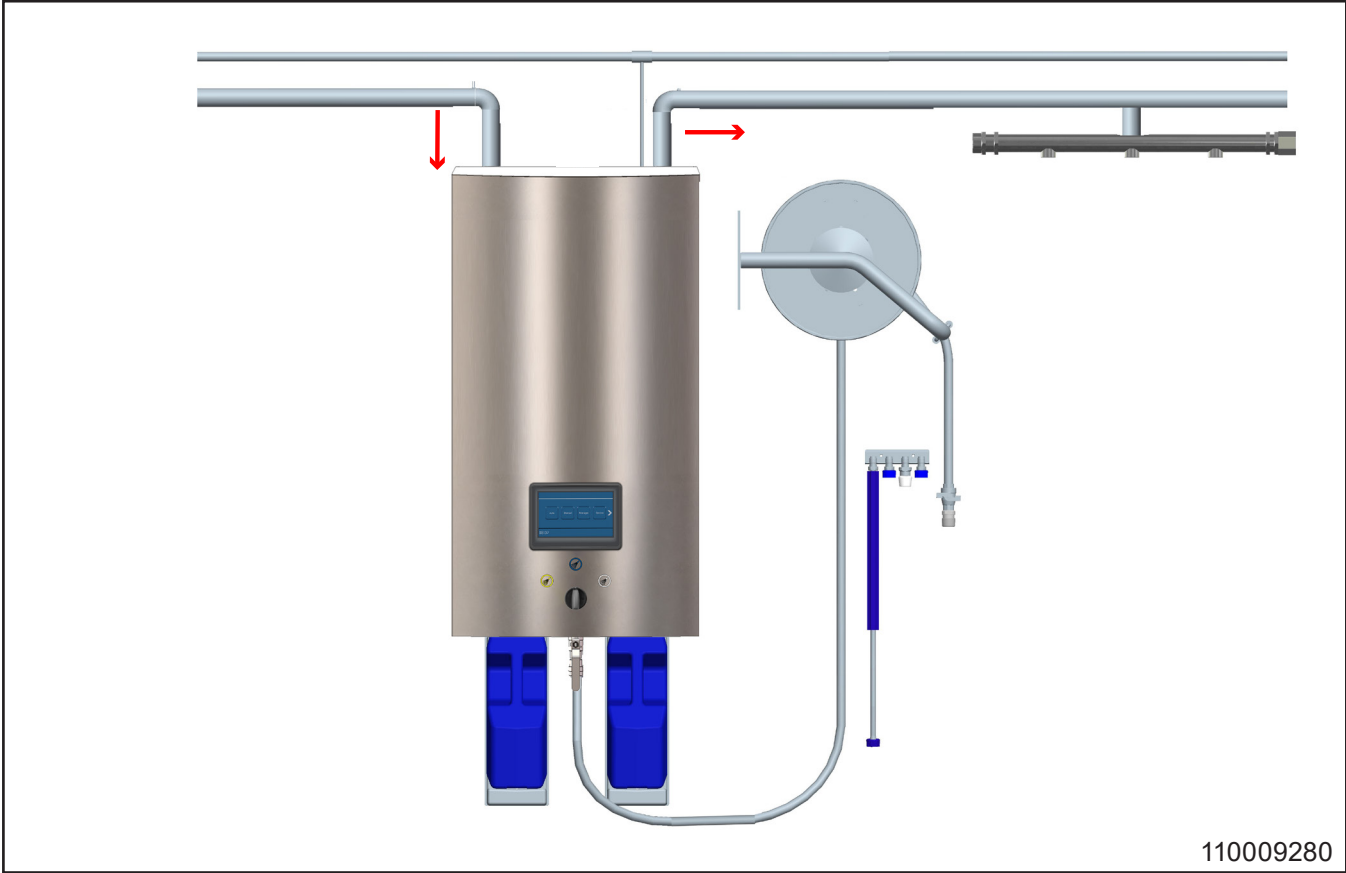


<div style="border: 1px solid black; width: 100px; height: 20px; margin-bottom: 5px;"></div> Hybrid 7 Foamatec SA SA2i, SA2IM, SA3i, SA3IM	IO Module Analog		Dwg. Number 110009261		Init.		DCC		No of pages		
			Date 20-02-2023		Revision B		Project responsible SAN		Next page		Page 7

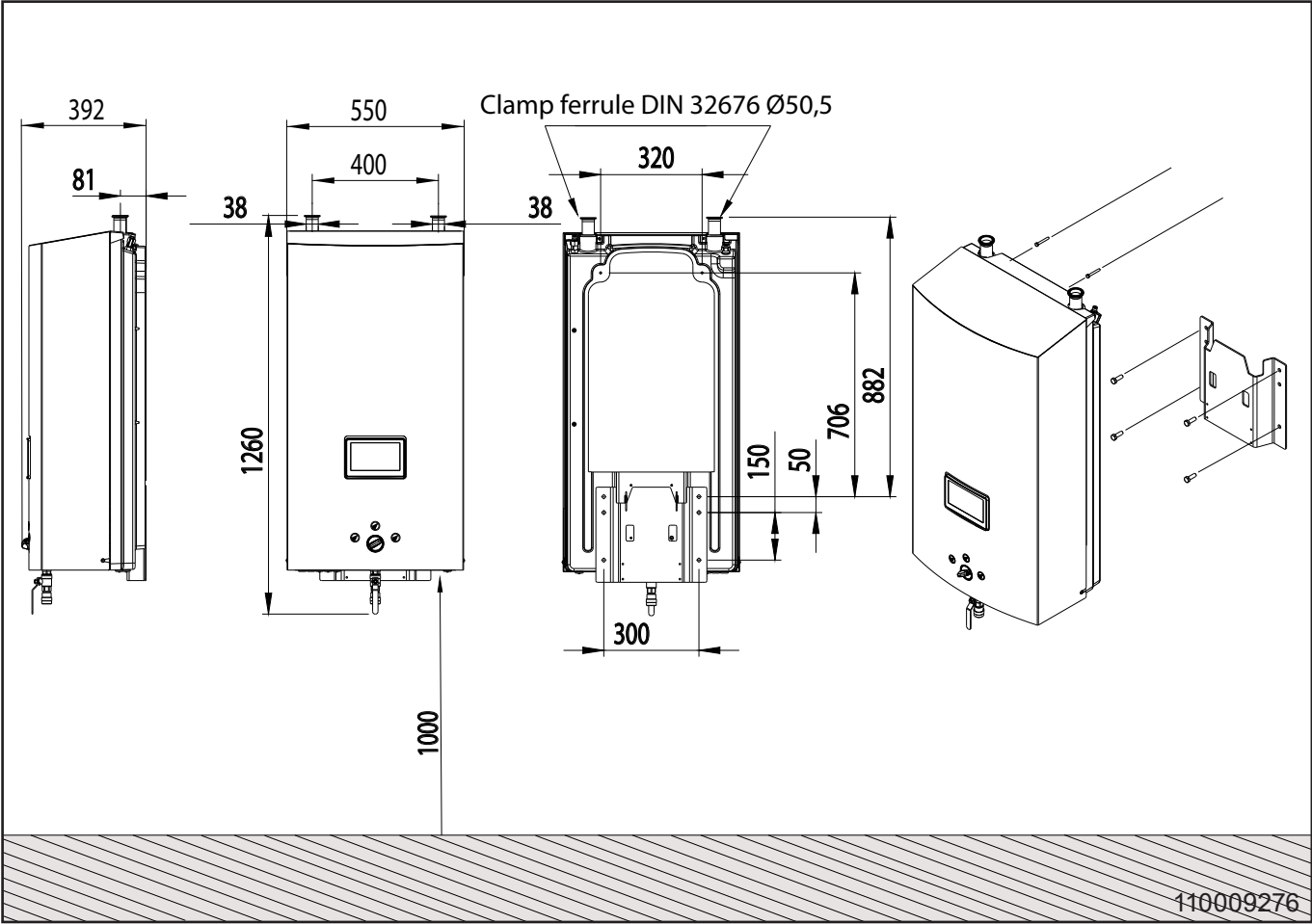
## **13. Installation, mounting & layout**

### **Hybrid 7 Foamatic MA & SA**

### 13.1. Installation & mounting MA

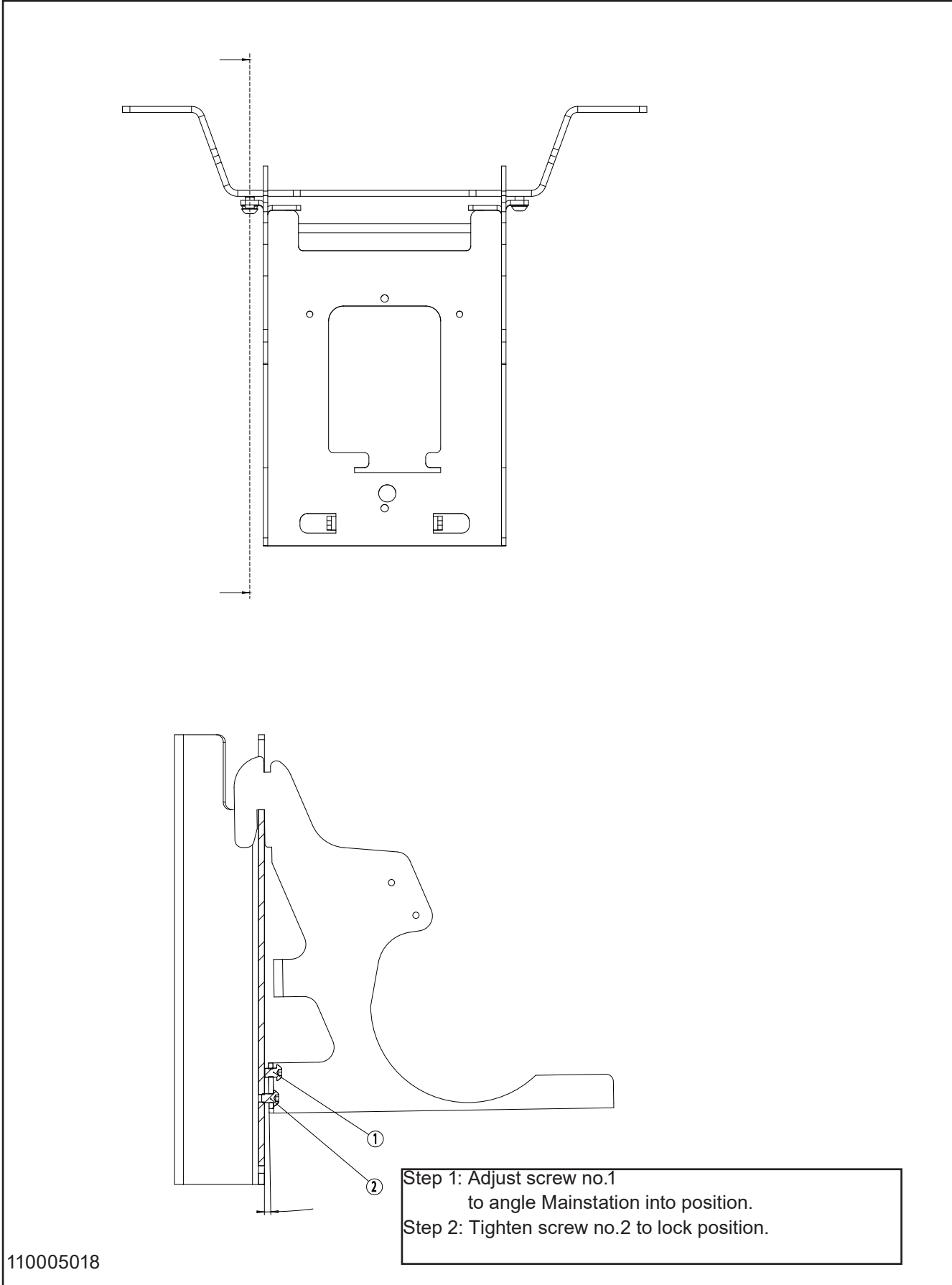


110009280



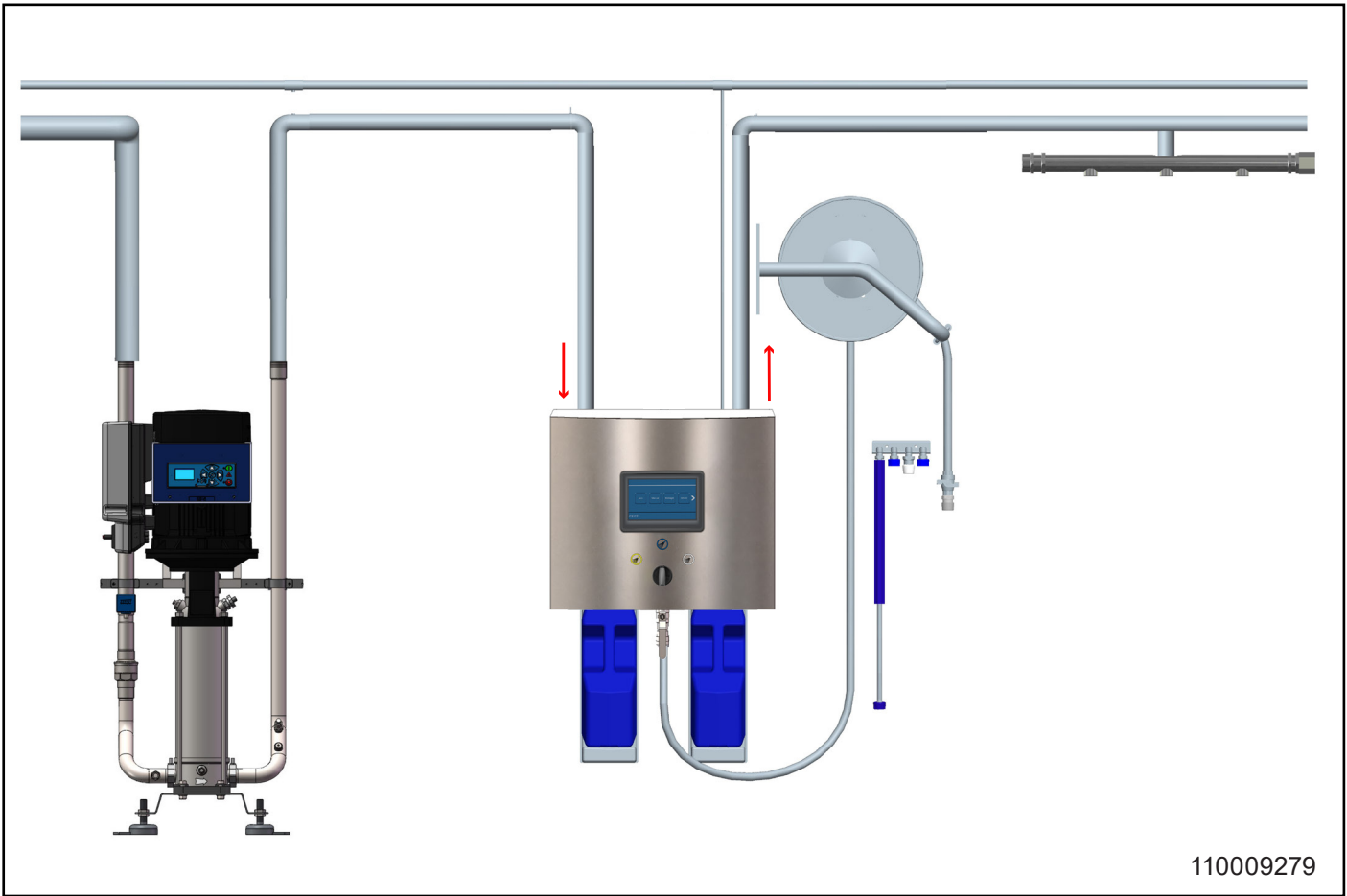
110009276

### 13.2. Vertical Adjustment MA

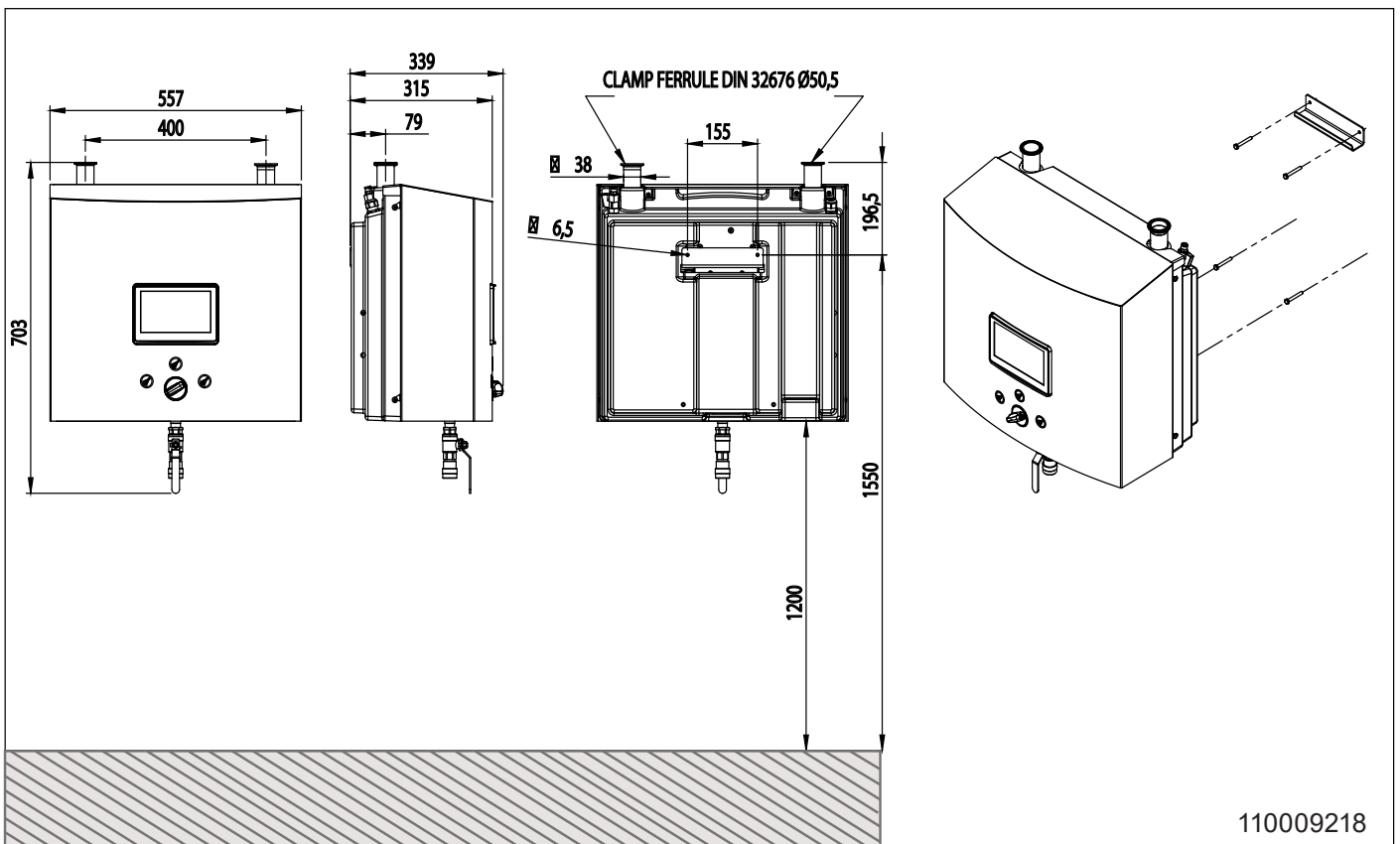


110005018

### 13.3. Installation & mounting SA

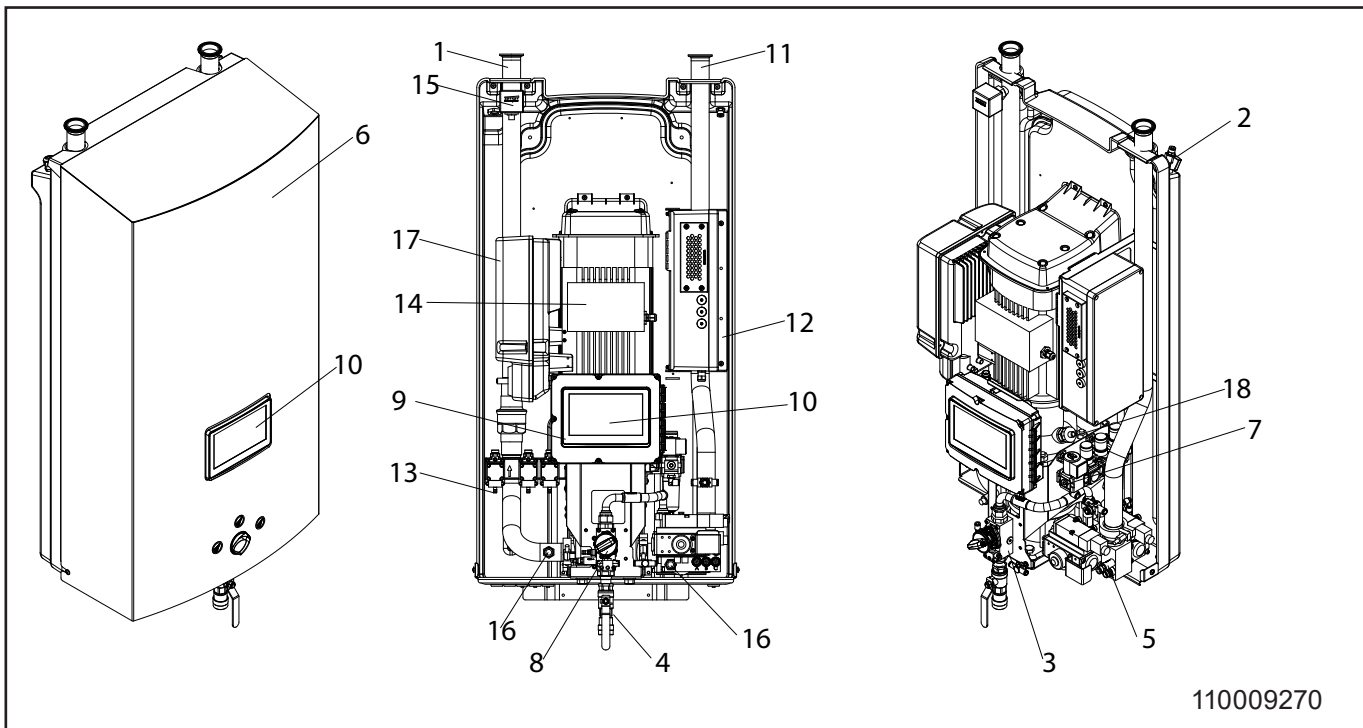


110009279



110009218

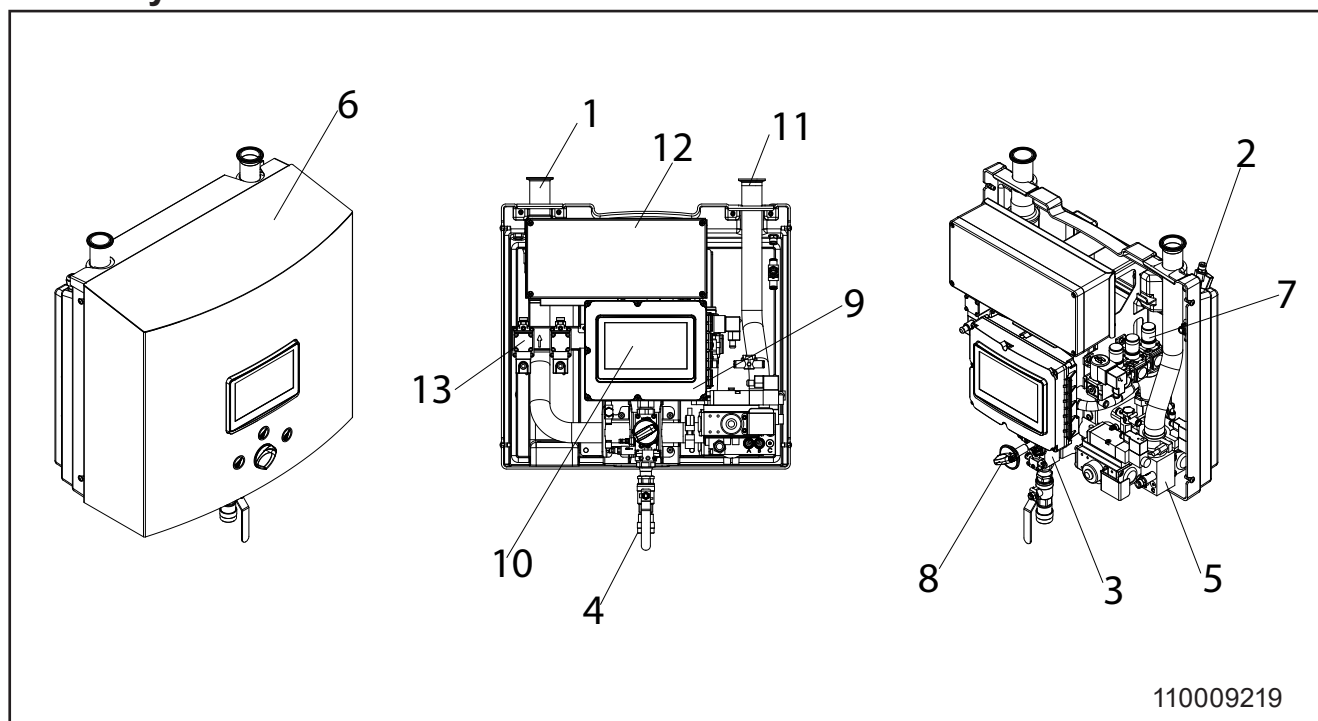
## 13.4. Layout MA



110009270

	English	German	French	Spanish	Italian
1	Water inlet	Wassereinlauf	Entrée d'eau	Entrada de agua	Ingresso dell'acqua
2	Air inlet	Lufteinlass	Entrée d'air	Entrada de aire	Ingresso dell'aria
3	Manual block	Manueller Block	Bloc manuel	Bloque manual	Blocco manuale
4	Ball valve with quick coupling	Kugelventil mit Schnellkupplung	Robinet à boisseau sphérique avec raccord rapide	Válvula de bola con acoplamiento rápido	Valvola a sfera con attacco rapido
5	Automatic block	Automatischer Block	Bloc automatique	Bloque automático	Blocco automatico
6	Cover	Abdeckung	Couverture	Cubrir	Coperchio
7	Air regulator	Luftregler	Régulateur d'air	Regulador de aire	Regolatore dell'aria
8	Operation button	Bedientaste	Bouton de commande	Botón de funcionamiento	Pulsante di funzionamento
9	Multi Controller	Multi Steuerung	Multi contrôleur	Controlador múltiple	Multicontrollore
10	Display	Display	Affichage	Visor	Display
11	Water outlet	Wasserabfluss	Sortie d'eau	Salida de agua	Uscita dell'acqua
12	IO Module	IO Modul	IO Module	IO módulo	IO modulo multi controller
13	Product valves	Produktventile	Vannes de produit	Válvulas de producto	Valvole prodotto
14	Pump	Pumpe	Pompe	Bomba	Pompa
15	Flow switch	Strömungs-wächter	Interrupteur de débit	Interruotor de flujo	Flussostato
16	Pressure sensor	Druckregler	Capteur de pression	Sensor de presión	Sensore de pressione
17	Inverter	Wandler	Onduleur	Inversor	Inverter
18	Temperature sensor	Temperatur-sensor	Sonde de température	Sonda de temperatura	Sensore di temperatura

### 13.5. Layout SA



110009219

	English	German	French	Spanish	Italian
1	Water inlet	Wassereinlauf	Entrée d'eau	Entrada de agua	Ingresso dell'acqua
2	Air inlet	Lufteinlass	Entrée d'air	Entrada de aire	Ingresso dell'aria
3	Manual block	Manueller Block	Bloc manuel	Bloque manual	Blocco manuale
4	Ball valve with quick coupling	Kugelventil mit Schnellkupplung	Robinet à boisseau sphérique avec raccord rapide	Válvula de bola con acoplamiento rápido	Valvola a sfera con attacco rapido
5	Automatic block	Automatischer Block	Bloc automatique	Bloque automático	Blocco automatico
6	Cover	Abdeckung	Couverture	Cubrir	Coperchio
7	Air regulator	Luftregler	Régulateur d'air	Regulador de aire	Regolatore dell'aria
8	Operation button	Bedientaste	Bouton de commande	Botón de funcionamiento	Pulsante di funzionamento
9	Multi Controller	Multi Steuerung	Multi contrôleur	Controlador múltiple	Multicontrollore
10	Display	Display	Affichage	Visor	Display
11	Water outlet	Wasserabfluss	Sortie d'eau	Salida de agua	Uscita dell'acqua
12	IO Module	IO Modul	IO Module	IO módulo	IO modulo multi controller
13	Product valves	Produktventile	Vannes de produit	Válvulas de producto	Valvole prodotto





Printed in Denmark

No.: 11009190G 06/2024  
Serial no: 204.01.000XXX

© 2014 All rights reserved

ECOLAB Engineering GmbH,  
F & B Engineering Competence Centre EMEA,  
Raiffeisenstraße 7,  
D-83313 Siegsdorf  
Telephone.: (+49) 86 62 /61 0 - Fax: (+49) 86 62 / 61 2 35  
e-Mail: [engineering-mailbox@ecolab.com](mailto:engineering-mailbox@ecolab.com)

**ECOLAB®**