

---

# **USER MANUAL**

**MODEL NUMBER:  
SP-10N-MOBYSPRAY  
AND RELATED UNITS**

**10 Gallon Air Operated Portable Spray  
Equipment**

---

**English (Original Instructions)**

---

# READ ALL INSTRUCTIONS BEFORE OPERATING EQUIPMENT

## **WARNING**



**Read this manual completely and understand the machine before operating or servicing it.**

- Read all instructions before installing or operating unit.
- Always wear appropriate personal protective equipment (PPE) when operating or servicing unit.
- Always follow all chemical safety precautions and handling instructions provided by the chemical manufacturer and Safety Data Sheet (SDS).
- Never point the discharge trigger gun at yourself, another person, or any object you do not want covered in chemical.
- Always depressurize unit after use (as described in the After Use Instructions), and store unit depressurized.
- Do not exceed an incoming air pressure of 100 psi (7 bar).
- Do not exceed a fluid temperature of 100°F (37°C).
- Only use clean and dry air. Air must be filtered and free of moisture or pump life will be diminished. If needed, install an air dryer before unit.
- Do not use an air lubricator before the unit.

### **PROTECT THE ENVIRONMENT**

Please dispose of packaging materials, old machine components, and hazardous fluids in an environmentally safe way according to local waste disposal regulations.



Always remember to recycle.

\*Specifications and parts are subject to change without notice.

### **Specifications:**

Hose ..... 30 feet reinforced hose, 3/8 inch inside diameter  
 (9 meters reinforced hose, 9.5 mm inside diameter)  
 Tank Capacity.....12.5 gallons (47.3 liters)  
 Spray Output..... 2 gallons/minute (7.5 liters/minute)  
 Spray Output Distance..... 10 to 12 feet (3 to 4 meters)  
 Liquid Temperature ..... 40°F to 100°F (4.4°C to 37°C)

### **Dimensions:**

Length ..... 18 in (457 mm) approximately  
 Width ..... 14 in (356 mm) approximately  
 Height ..... 42 in (1067 mm) approximately  
 Weight, including discharge hose and wand:  
 (Empty) ..... 40 lbs (18 kg) approximately

### **Requirements:**

Compressed Air Source Requirements: Air regulator (R25) is factory set at 50 psi (3.4 bar). Operating range is 40 to 80 PSI (3 to 5 bar) with 2 CFM (56.6 l/min).

Chemical Requirements: Follow all instructions from chemical manufacturer and Material Safety Data Sheet (MSDS).

### **Air Operated Double Diaphragm Pump Models Offered:**

- P56: Polypropylene body with Santoprene diaphragm
- P56V: Polypropylene body with Viton diaphragm
- P56K: Polypropylene body with Kalrez diaphragm

### **Acceptable Products:**

Chemical products used with this equipment must be formulated for this type of application and compatible with unit materials and pump seals. For more information on chemical compatibility, consult the manufacturer or SDS for your product.

**DO NOT USE: All hydrocarbons**

## READ ALL INSTRUCTIONS BEFORE OPERATING EQUIPMENT

### Operation Instructions

Wearing all PPE and observing all safety precautions dictated by the MSDS for your chemical:

1. Fill the tank with the solution to be sprayed.
2. Connect an appropriate compressed air line into the air inlet fitting (AP25).
3. Squeeze the discharge trigger gun (PSG12) to begin spraying.

### After Use Instructions:

1. Flush the unit with fresh water for 5 minutes.
2. Disconnect the air line from the air fitting (AP25) and relieve any pressure remaining in the system by squeezing the discharge trigger gun (PSG12).
3. Release the discharge trigger gun (PSG12) after all pressure has been relieved from the system.

### Maintenance Instructions:

To keep your portable unit operating properly, periodically perform the following maintenance procedures:

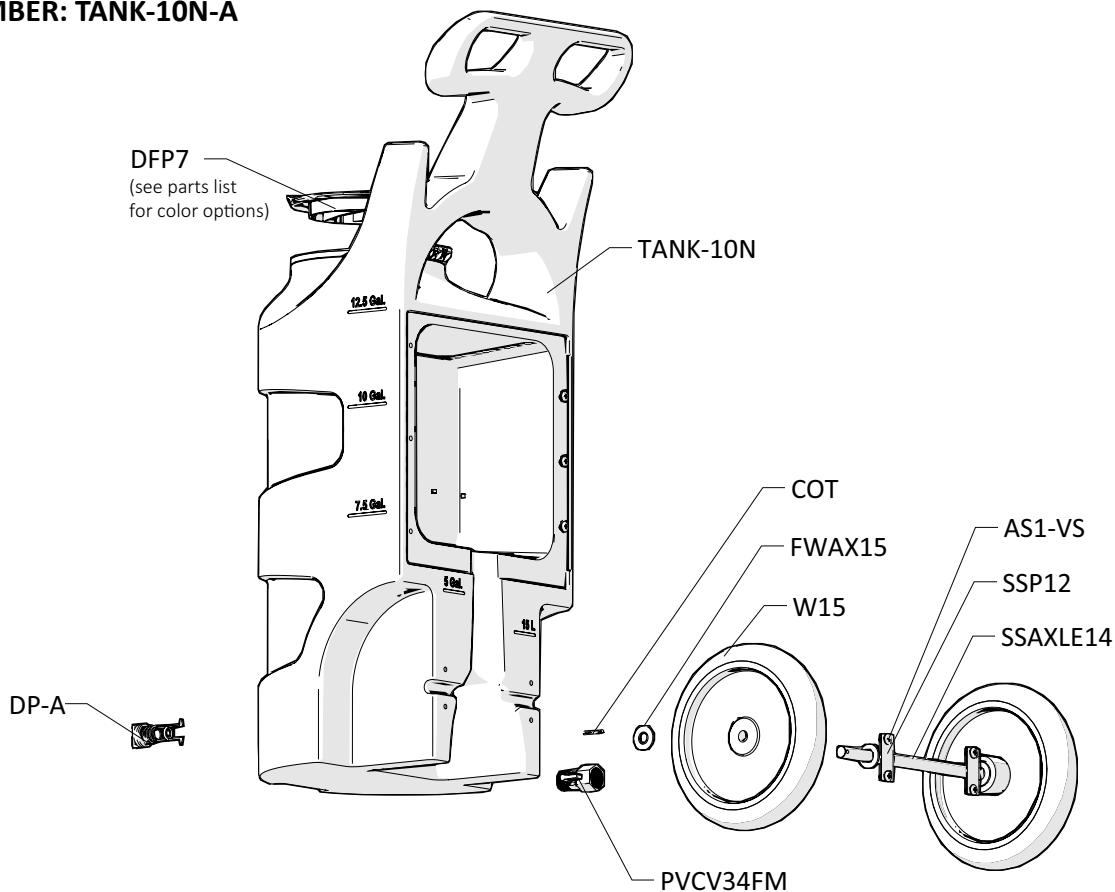
- Check the air pump (P56/P56K/P56V) for wear and leaks.
- Inspect hoses for leaks or excessive wear. Make sure all hose clamps are in good condition and properly secured.
- Replace filter (AFR25) in regulator (R25) as needed.
- Check the suction tube and screen for debris and clean as needed.
- Drain compressor tank on a regular basis to ensure proper operation of pump.

### Troubleshooting Instructions:

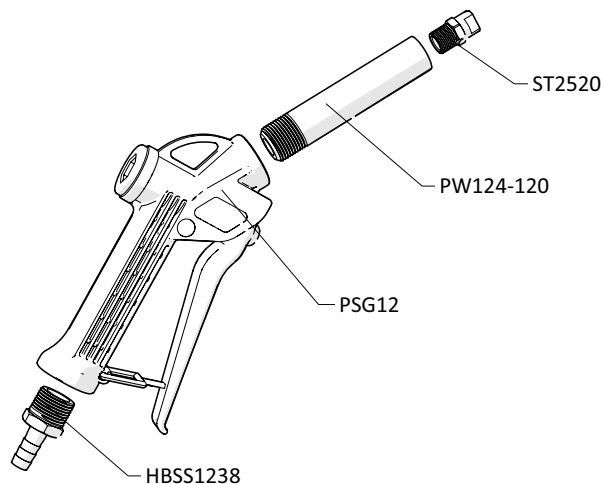
- Check to ensure that the discharge hose is uncoiled properly, and that there are no kinks that could obstruct fluid flow.
- Check the air regulator bowl (ABR25) and air filter (AFR25) for debris such as water, oil, or rust particles. Clean by unthreading the air regulator bowl (ABR25) from the air regulator (R25).
- Check the strainer (STR38-IL) for debris or other blockages, and clean as needed. Replace strainer if damaged. Strainer must be used.
- If air passes through the pump (P56/P56K/P56V) without cycling, the pump needs to be replaced.
- Check for proper air pressure on the air gauge (AG100). The air regulator (R25) is factory set at 50 psi (3.4 bar). Operating range is 40 to 80 PSI (3 to 5 bar) with 2 CFM (56.6 l/min).
- If the unit operates at a reduced pressure:
  - Check the air compressor supplying the unit. If the pressure is less than 40 psi, turn the unit off until the compressor can catch up.
  - If the air supply is 50 psi (3.4 bar) or above, check the air gauge (AG100), which should read near 50 psi (3.4 bar). If the air gauge reads more or less than 50 psi (3.4 bar), adjust the pressure by turning the knob on the top of the air regulator (R25).

**READ ALL INSTRUCTIONS BEFORE OPERATING EQUIPMENT**

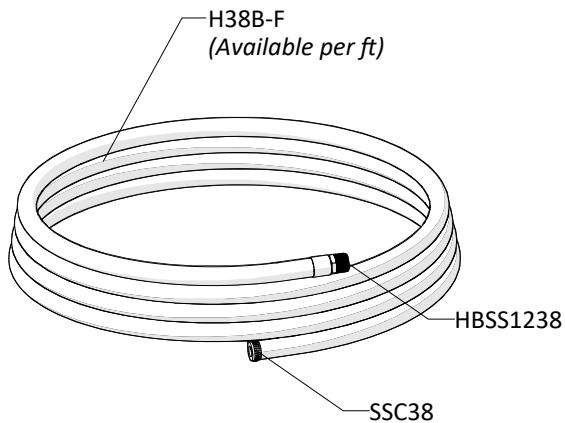
**TANK ASSEMBLY  
ITEM NUMBER: TANK-10N-A**



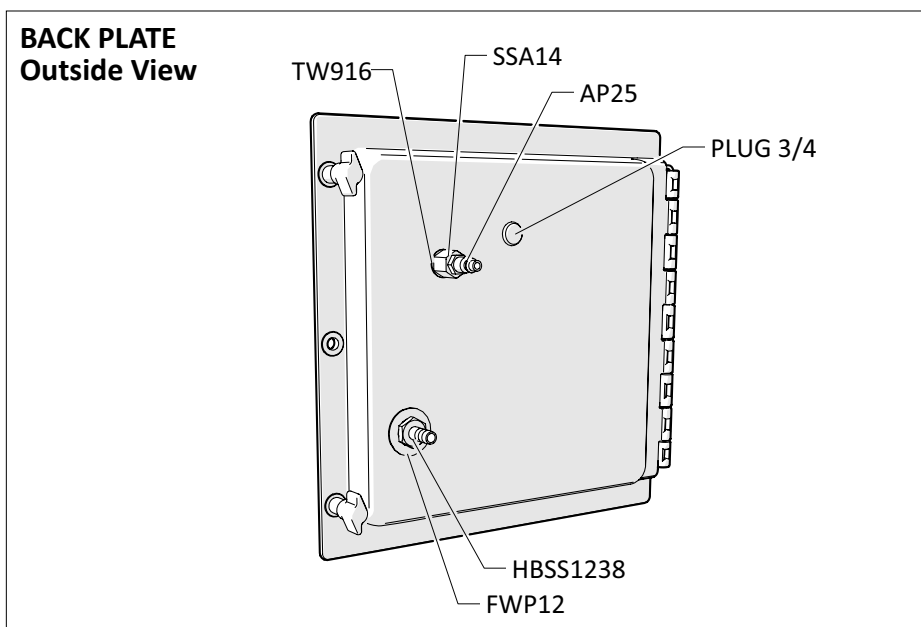
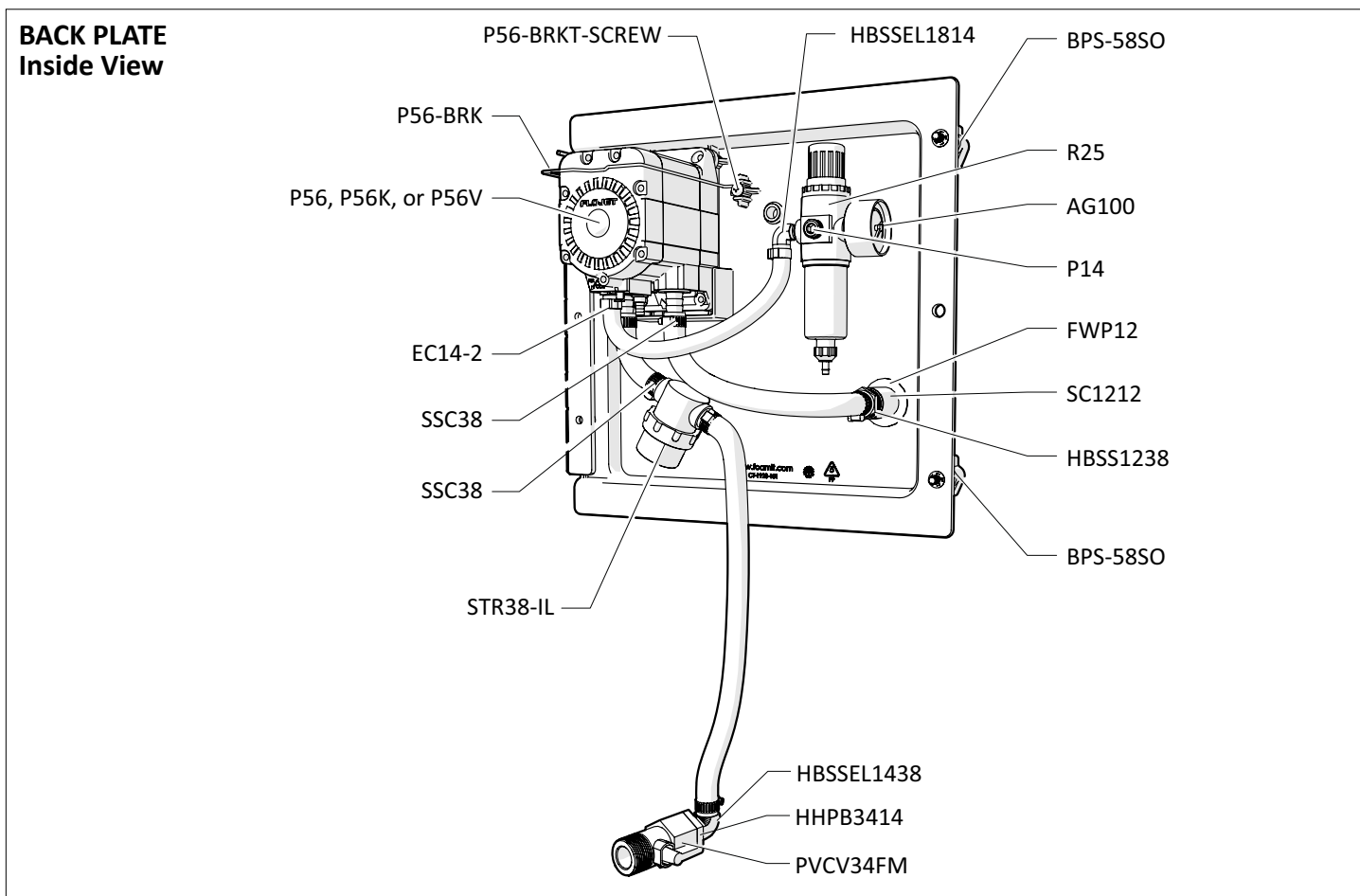
**SPRAY GUN ASSEMBLY  
ITEM NUMBER: SGA14**



**DISCHARGE HOSE ASSEMBLY  
ITEM NUMBER: H38-30**



# READ ALL INSTRUCTIONS BEFORE OPERATING EQUIPMENT



**OPTIONAL COMPONENTS**

WATER SEPARATOR  
ITEM NUMBER: WS-20CFM

AIR HOSE ASSEMBLY  
ITEM NUMBER: AH30

## READ ALL INSTRUCTIONS BEFORE OPERATING EQUIPMENT

ITEM NUMBER	DESCRIPTION
AG100	1.5 INCH DRY MODEL 20 DUAL SCALE GAUGE
AH30	30 ft Air Hose w/ Quick Connect Fittings
AP25	PLUG 1/4 NPTM AIR FITTING - BRASS
AS1-VS	1/4-20 X 1/2 PHIL TRUSS MACH SCREW 19-8 W/516 ORANGE VIBRASEAL PATCH
B8X58	8-15 X 5/8 inch PHIL FLAT TY-A 316 S.S.
BPS-58SO	Back Panel Screw - 5/8 inch with Stand Off
BPS-SSR	1/4 INCH PUSHNUT BOLT RETAINER STAINLESS STEEL
COT	1/8 X 1 COTTER PIN 18-8 S/S
DFP7	7 INCH HINGED CAP ASSEMBLY - INCLUDES BLACK CAP, LID FLANGE AND HINGE PIN
<i>DFP7-C</i>	7 INCH FILL CAP POLYPRO BLACK
<i>DFP7-F</i>	7 INCH TANK LID FLANGE POLYPRO
<i>DFP7-PIN</i>	HINGE PIN FOR DFP7-C & DFP7-C
DFP7-C-BL	7 INCH FILL CAP POLYPRO BLUE PANTONE
DFP7-C-GN	7 INCH FILL CAP POLYPRO GREEN PANTONE
DFP7-C-RD	7 INCH FILL CAP POLYPRO RED PANTONE
DFP7-C-YL	7 INCH FILL CAP POLYPRO YELLOW PANTONE
DP-A	DRAIN PLUG ASSEMBLY FOR TANK-10N TANK-20N
<i>DP</i>	FRONT DRAIN PLUG FOR PORTABLE UNIT POLYPRO
<i>DP-G</i>	FKM SQUARE CUT DRAIN PLUG GASKET
DP-INSERT	304 STAINLESS DRAIN PLUG INSERT
EC12	OETIKER CLAMP 21.0-706R
EC14-2	OETIKER CLAMP 13.8
F38SS	STAINLESS 3/8 INCH FERRULE
FWAX15	FLAT AXLE WASHER
FWP12	7/8 ID X 1.5 OD X 0.05 THK SSFW
H14B-H	1/4 INCH BLUE HOSE - Available per ft
H38B-H	3/8 inch BLUE HOSE - Available per ft
HBSS1238	STAINLESS HOSE BARB 1/2mpt X 3/8 barb Tariff 8479.90.9496
HBSEL1438	STAINLESS HOSE BARB ELBOW 1/4 INCH NPT X 3/8 HOSE BARB
HBSEL1814	304 STAINLESS ELBOW 1/8 INCH NPT X 1/4 INCH HOSE BARB
HHPB3414	HEX HEAD POLY REDUCER BUSHING 3/4 X 1/4
P14	COUNTERSUNK PLUG-HEXAGON 1/4
P56	5700 PUMP WITH SANTOPRENE SEALS - INCLUDES HOSE BARBS, AIR FITTING, AND AIR PORT
P56K	5700 PUMP WITH KALREZ SEALS - INCLUDES HOSE BARBS, AIR FITTING, AND AIR PORT
P56V	5700 PUMP WITH VITON SEALS - INCLUDES HOSE BARBS, AIR FITTING, AND AIR PORT
<i>20756103B</i>	Polypro G57 Air Port x HB Straight, w/ Viton o-ring

<i>HB14P</i>	1/4in BRASS HB AIR FITTING /G57/P56
<i>HB5638</i>	HOSE BARB FOR P56 PUMP
<i>HB5638K</i>	HOSE BARB FOR P56K PUMP
<i>HB5638V</i>	HOSE BARB FOR P56V PUMP
P56-BRKT	PUMP BRACKET- STAINLESS STEEL
P56-BRKT-SCREW	HI LO SCREW FOR RETAINING P56-BRKT
PLPF	PORTABLE FOAMER BACK PLATE W/ HINGE AND HOLES
PLPF-PIN	302 STAINLESS PORTABLE PLATE HINGE PIN
PLUG 3/4	TUBING PLUG 3/4 ( FITS 11/16 HOLE)
PSG12	Assembly with o-rings included/1/2in POLY SPRAY GUN W/ GRAY HNDL. & 316SS
PSGORV	PSG12 VITON O RING
PVCV34FM	PVC VALVE 3/4in FPT X 3/4in MPT
PW124-120	1/2in BLACK POLY PRO X 4in - SCH.120 - 1/2in MPTOE & 1/4in FPTOE
R25	AIR REGULATOR - SILVER COLOR - 1/4fpt TWO PORT 1/8fpt TWO PORT - INCLUDES FILTER AND BOWL
<i>AFR25</i>	AIR FILTER for R25
<i>ABR25</i>	METAL AIR BOWL for R25
S142058-VS	1/4-20 X 5/8 PHIL TRUSS MACHINE SCREW 18-8 W/#516 VIBRASEAL ORANGE PATCH
SC1212	S.S. COUPLER 1/2in BY 1/2in
SSA14	SS304 MALE/FEMALE ADAPTOR 1/4 NPT X 1/4 NPT
SSAXLE14	14 1/2" long with the 5/8" diameter bar & 2 through holes with countersinks beveled ends
SSC38	WORM GEAR CLAMP, S/S (.25-.63)
SSP12	STAINLESS STEEL AXLE PLATE - 2.5 inch X 1 inch - 2 HOLE
ST2520	VEEJET NOZZLE - BRASS 2520
STR38-IL	IN LINE STRAINER 3/8 BARB 20 MESH 304 STAINLESS EDPM GSKT
TANK-10N	10 GALLON NATURAL TANK
TW916	1/2 INT TOOTH L/W 410SS
W15	NONMARKING WHEEL FOR PORTABLE UNITS
WS-20CFM	TSUNAMI WATER SEPARATOR 20 CFM

**Ecolab Austria**

Erdbergstrasse 29  
1030 Wien  
Telephone: 43 1 715 25 50  
Fax: 43 1 715 25 50 2850

**Ecolab Belgium**

Noordkustlaan  
16C 1702 Groot-Bijgaarden  
Telephone: 32 2 467 51 11  
Fax: 32 2 467 51 00

**Ecolab Bulgaria**

115A, Tsarigradsko chaussee Blv.  
1784 Sofia  
Telephone: 359 2 976 80 30  
Fax: 359 2 976 80 50

**Ecolab Croatia**

Zavrtnica 17  
10000 Zagreb  
Telephone: 385 1 6321 600  
Fax: 385 1 6321 633

**Ecolab Export Cyprus**

15 Fleming Street  
15123 Maroussi-Athens  
Greece  
Telephone: 30 2 10 68 73 700  
Fax: 30 2 10 68 40 325

**Ecolab Czech Republic**

Hlinky 118  
60300 Brno  
Telephone: 420 543 518 250  
Fax: 420 543 518 299

**Ecolab Denmark**

Carl Jacobsens Vej 29-37  
2500 Valby  
Telephone: 45 36 15 85 85  
Fax: 45 36 15 84 48

**Ecolab Finland**

Piispanportti 10  
02200 Espoo  
Telephone: 358 207 561 400  
Fax: 358 207 561 498

**Ecolab France**

8, rue Rouget de Lisle  
92442 Issy les Moulineaux  
Telephone: 33 1 40 93 93 94  
Fax: 33 1 40 93 94 98

**Ecolab Germany**

Ecolab Deutschland GmbH  
Ecolab-Allee 1  
40789 Monheim am Rhein  
Telephone: 49 2 173 599 0

**Ecolab Greece**

280 Kifisias Av. And 2 Idras Str.  
15232 Halandri-Athens  
Telephone: 30 2 10 68 73 700  
Fax: 30 2 10 68 40 325

**Ecolab Export Greenland**

Carl Jacobsens Vej 29-37  
2500 Valby  
Denmark  
Telephone: 45 36 15 85 85  
Fax: 45 36 15 84 48

**Ecolab Hungary**

Alkotás u. 50  
1123 Budapest  
Telephone: 36 1 325 3525  
Fax: 36 1 325 3533

**Ecolab Ireland**

La Vallee House  
Upper Dargle Road  
Bray, Co. Wicklow  
Telephone: 353 1 2763500  
Fax: 353 1 2869298

**Ecolab Italy**

Centro Direzionale Colleoni  
Palazzo Liocorno  
Via Paracelso 6  
20041 Agrate Brianza (Milano)  
Telephone: 39 039 6050 1  
Fax: 39 039 6050 300

**Ecolab Latvia**

Karla Ulmana gatve 119  
LV-2167 Rigas rajons  
Marupes pagasts  
Riga  
Telephone: 371 67063770  
Fax: 371 67063776

**Ecolab Netherlands**

Iepenhoeve 7  
3438 MR Nieuwegein  
Netherlands  
Telephone: 31 30 6082 222  
Fax: 31 30 6082 228

**Ecolab Norway**

Stalverksveien 1  
Postboks 6440 Etterstad  
0605 Oslo  
Telephone: 47 22 68 18 00  
Fax: 47 22 68 20 50

**Ecolab Poland**

Ul. Kalwaryjska 69  
30504 Krakow  
Telephone: 48 12 2616 100  
Fax: 48 12 2616 101

**Ecolab Portugal**

Estrada Outeiro Polima,  
lote 11-3° A/B/C  
Aboboda  
2785 S. Domingos de Rana  
Telephone: 351 21 44 80 750  
Fax: 351 21 44 80 788

**Ecolab Romania**

Șoseaua Păcurari 138  
700545 Iași  
Telephone: 40 232 22 22 10  
Fax: 40 232 222 250

**Ecolab Russia**

Sharikopodshipnikovskaya str.13  
bld.62  
115088 Moscow  
Telephone: 7 495 980 7060  
Fax: 7 495 980 7069

**Ecolab Serbia**

Milana Tankosića 8  
11000 Beograd  
Telephone: 381 11 2076 800  
Fax: 381 11 2076 802

**Ecolab Slovakia**

Cajakova 18  
81105 Bratislava  
Telephone: 421 2 57 20 49 12  
Fax: 421 2 57 20 49 28

**Ecolab Slovenia**

Vajngerlova 4  
2001 Maribor  
Telephone: 386 2 42 93 100  
Fax: 386 2 42 93 152

**Ecolab Spain**

Edificio Conata I  
Fructuos Gelabert 2-4, 7a  
08970 San Joan Despi (Barcelona)  
Telephone: 34 93 475 89 00  
Fax: 34 93 477 00 75

**Ecolab Sweden**

Armborstvägen 1, 4tr  
Box 164  
125 44 Älvsjö  
Telephone: 46 8 603 22 00  
Fax: 46 8 603 22 38

**Ecolab Switzerland**

(European headquarter)  
Richtistr. 7  
8304 Wallisellen  
Telephone: 41 44 877 2000  
Fax: 41 44 877 2020

**Ecolab Switzerland**

Kriegackerstrasse 91  
4132 Muttenz  
Telephone: 41 61 466 94 66  
Fax: 41 61 466 94 44

**Ecolab Turkey**

Altaycesme Mah.  
Toygun Sok. No:1  
34843 Maltepe-Istanbul  
Telephone: 90 216 441 20 30  
Fax: 90 216 441 14 35

**Ecolab Ukraine**

Geroiv Kosmosu 4  
Kiev – 133, 252133  
Telephone: 38 044 494 31 20  
Fax: 38 044 494 31 21

**Ecolab United Kingdom**

David Murray John Building  
Swindon, Wiltshire  
SN1 1NH  
Telephone: 44 1793 51 12 21  
Fax: 44 1793 61 85 52