
USER MANUAL

**MODEL NUMBER:
SP-10N
SP-10NK
SP-10NV
AND RELATED UNITS**

**10 Gallon Air Operated Portable Spray
Equipment**

English (Original Instructions)

READ ALL INSTRUCTIONS BEFORE OPERATING EQUIPMENT



WARNING



Read this manual completely and understand the machine before operating or servicing it.

- Read all instructions before installing or operating unit.
- Always wear appropriate personal protective equipment (PPE) when operating or servicing unit.
- Always follow all chemical safety precautions and handling instructions provided by the chemical manufacturer and Safety Data Sheet (SDS).
- Never point the discharge trigger gun at yourself, another person, or any object you do not want covered in chemical.
- Always depressurize unit after use (as described in the After Use Instructions), and store unit depressurized.
- Do not exceed an incoming air pressure of 100 psi (7 bar).
- Do not exceed a fluid temperature of 100°F (37°C).
- Only use clean and dry air. Air must be filtered and free of moisture or pump life will be diminished. If needed, install an air dryer before unit.
- Do not use an air lubricator before the unit.

PROTECT THE ENVIRONMENT

Please dispose of packaging materials, old machine components, and hazardous fluids in an environmentally safe way according to local waste disposal regulations.



Always remember to recycle.

*Specifications and parts are subject to change without notice.

Specifications:

Hose 30 feet reinforced hose, 3/8 inch inside diameter
(9 meters reinforced hose, 9.5 mm inside diameter)
Tank Capacity.....12.5 gallons (47.3 liters)
Spray Output..... 2 gallons/minute (7.5 liters/minute)
Spray Output Distance..... 10 to 12 feet (3 to 4 meters)
Liquid Temperature 40°F to 100°F (4.4°C to 37°C)

Dimensions:

Length 18 in (457 mm) approximately
Width 14 in (356 mm) approximately
Height 42 in (1067 mm) approximately
Weight, including discharge hose and wand:
(Empty) 40 lbs (18 kg) approximately

Requirements:

Compressed Air Source Requirements: Air regulator (R25) is factory set at 50 psi (3.4 bar). Operating range is 40 to 80 PSI (3 to 5 bar) with 2 CFM (56.6 l/min).

Chemical Requirements: Follow all instructions from chemical manufacturer and Material Safety Data Sheet (MSDS).

Air Operated Double Diaphragm Pump Models Offered:

P56: Polypropylene body with Santoprene diaphragm

P56V: Polypropylene body with Viton diaphragm

P56K: Polypropylene body with Kalrez diaphragm

Acceptable Products:

Alkaline cleaners, Caustic cleaners, Sanitizers, and Acids

* D-Limonene may only be used with Kalrez pump

* Chlorine may only be used with Viton or Kalrez pump

DO NOT USE: All hydrocarbons

READ ALL INSTRUCTIONS BEFORE OPERATING EQUIPMENT

Operation Instructions

Wearing all PPE and observing all safety precautions dictated by the MSDS for your chemical:

1. Fill the tank with the solution to be sprayed.
2. Connect an appropriate compressed air line into the air inlet fitting (AP25).
3. Squeeze the discharge trigger gun (PSG12) to begin spraying.

After Use Instructions:

1. Flush the unit with fresh water for 5 minutes.
2. Disconnect the air line from the air fitting (AP25) and relieve any pressure remaining in the system by squeezing the discharge trigger gun (PSG12).
3. Release the discharge trigger gun (PSG12) after all pressure has been relieved from the system.

Maintenance Instructions:

To keep your portable unit operating properly, periodically perform the following maintenance procedures:

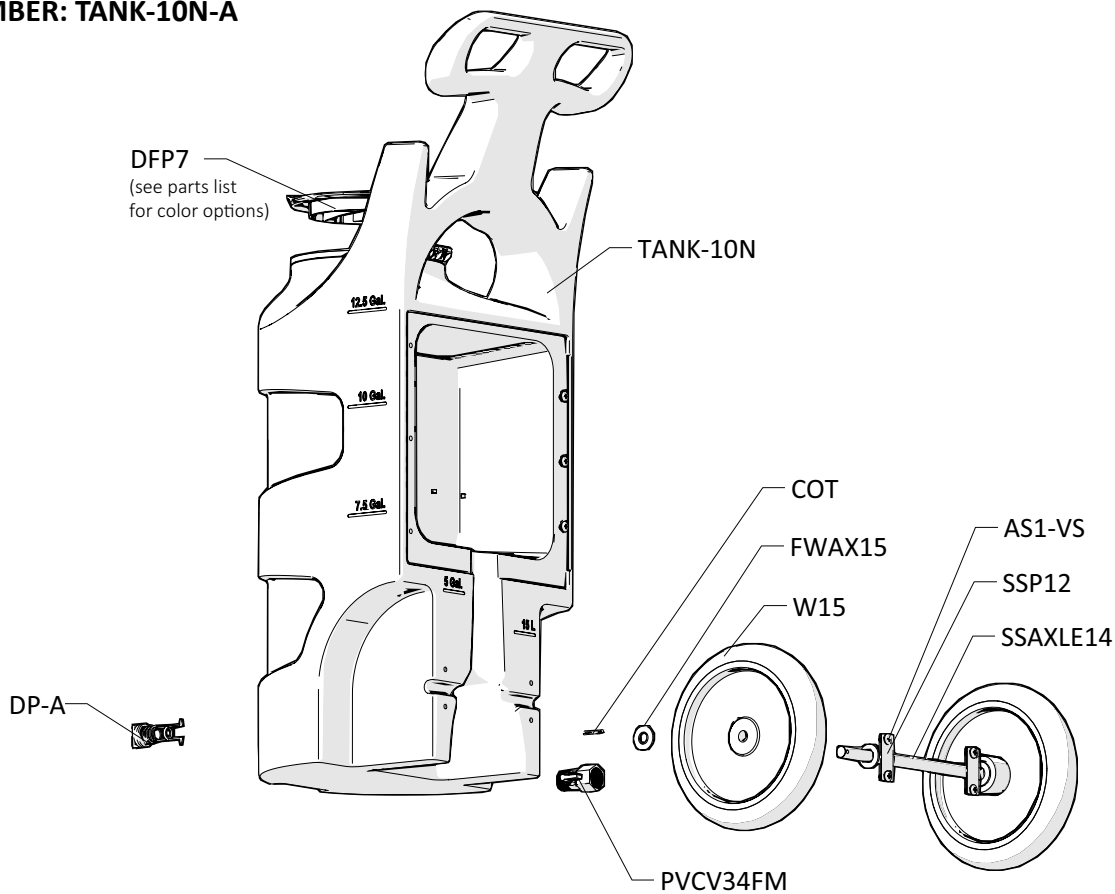
- Check the air pump (P56/P56K/P56V) for wear and leaks.
- Inspect hoses for leaks or excessive wear. Make sure all hose clamps are in good condition and properly secured.
- Replace filter (AFR25) in regulator (R25) as needed.
- Check the suction tube and screen for debris and clean as needed.
- Drain compressor tank on a regular basis to ensure proper operation of pump.

Troubleshooting Instructions:

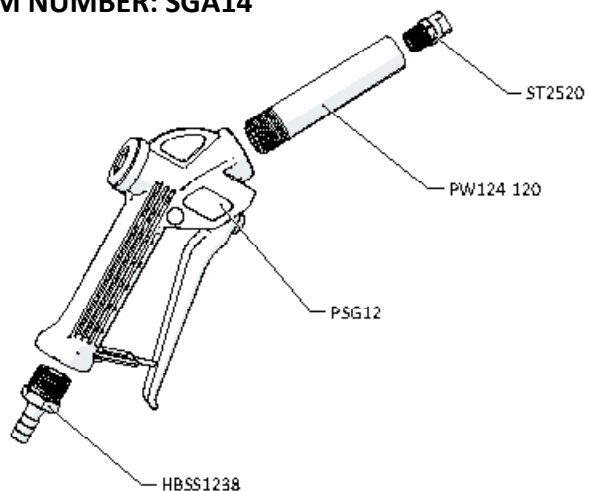
- Check to ensure that the discharge hose is uncoiled properly, and that there are no kinks that could obstruct fluid flow.
- Check the air regulator bowl (ABR25) and air filter (AFR25) for debris such as water, oil, or rust particles. Clean by unthreading the air regulator bowl (ABR25) from the air regulator (R25).
- Check the strainer (STR38-IL) for debris or other blockages, and clean as needed. Replace strainer if damaged. Strainer must be used.
- If air passes through the pump (P56/P56K/P56V) without cycling, the pump needs to be replaced.
- Check for proper air pressure on the air gauge (AG100). The air regulator (R25) is factory set at 50 psi (3.4 bar). Operating range is 40 to 80 PSI (3 to 5 bar) with 2 CFM (56.6 l/min).
- If the unit operates at a reduced pressure:
 - Check the air compressor supplying the unit. If the pressure is less than 40 psi, turn the unit off until the compressor can catch up.
 - If the air supply is 50 psi (3.4 bar) or above, check the air gauge (AG100), which should read near 50 psi (3.4 bar). If the air gauge reads more or less than 50 psi (3.4 bar), adjust the pressure by turning the knob on the top of the air regulator (R25).

READ ALL INSTRUCTIONS BEFORE OPERATING EQUIPMENT

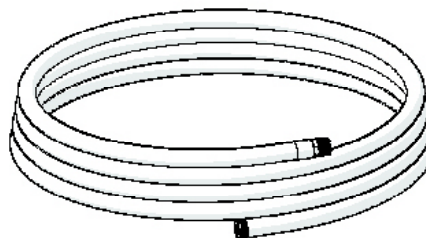
TANK ASSEMBLY ITEM NUMBER: TANK-10N-A



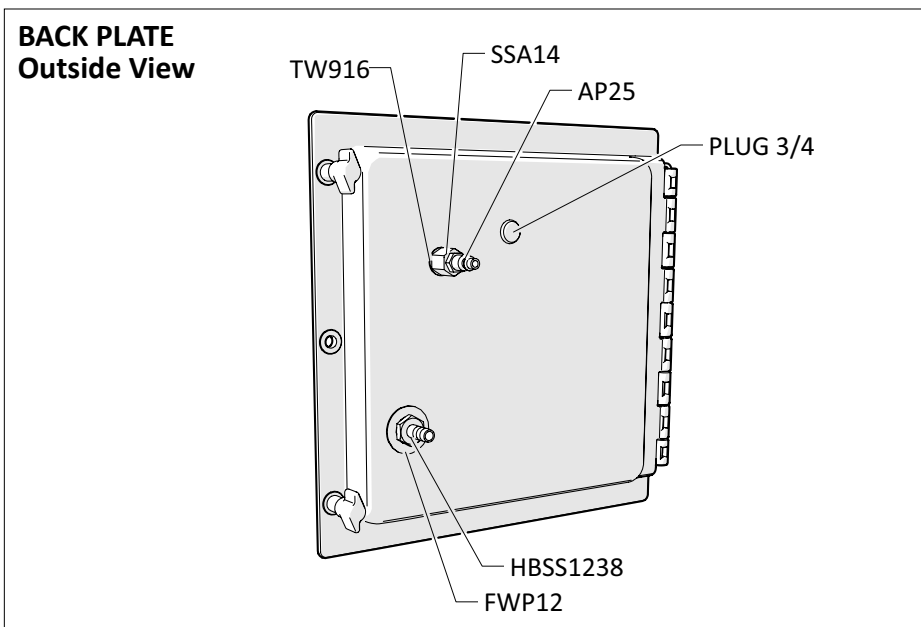
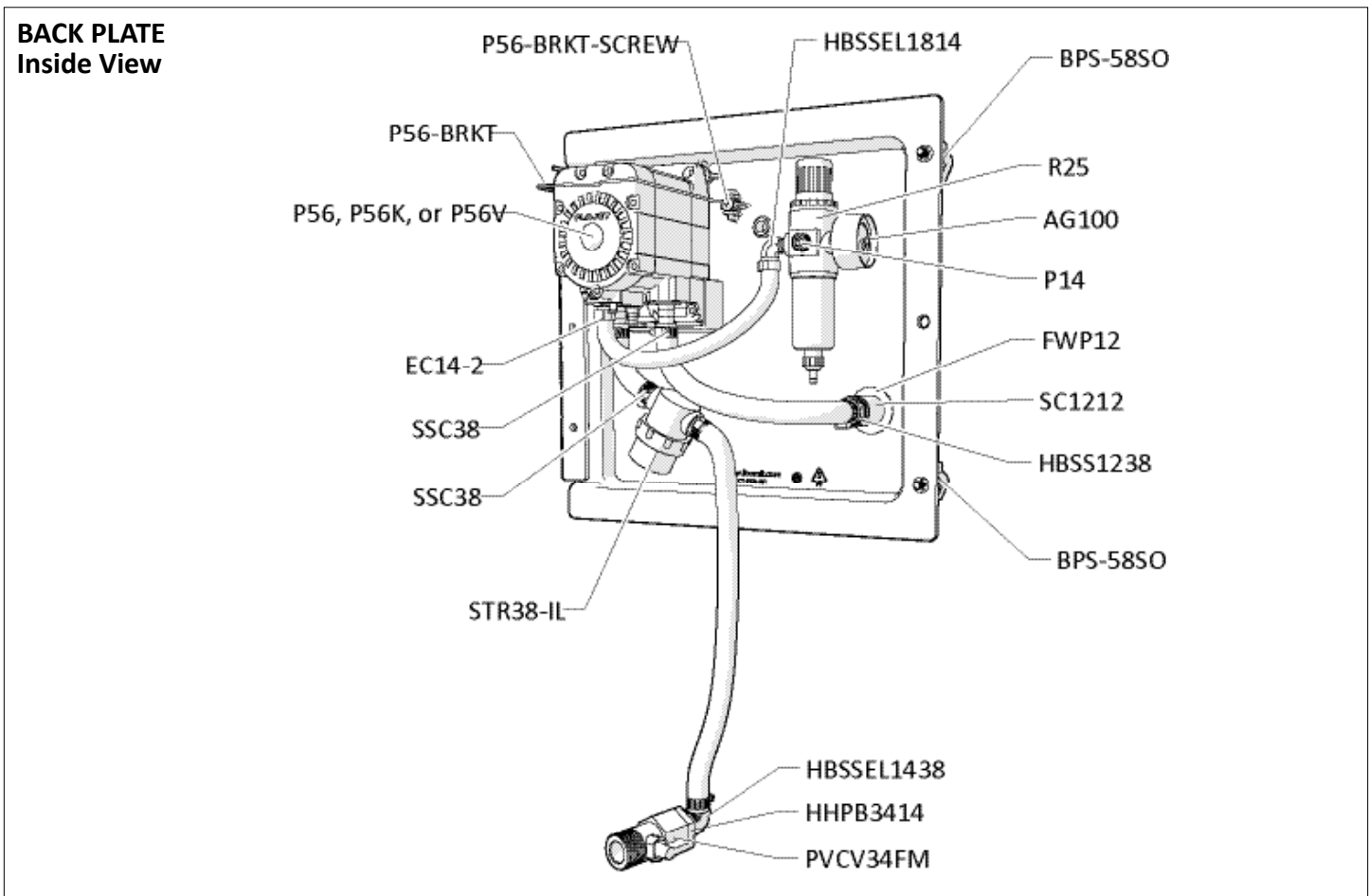
SPRAY GUN ASSEMBLY ITEM NUMBER: SGA14



DISCHARGE HOSE ASSEMBLY ITEM NUMBER: H38-30



READ ALL INSTRUCTIONS BEFORE OPERATING EQUIPMENT



OPTIONAL COMPONENTS

WATER SEPARATOR
ITEM NUMBER: WS-20CFM

AIR HOSE ASSEMBLY
ITEM NUMBER: AH30

READ ALL INSTRUCTIONS BEFORE OPERATING EQUIPMENT

ITEM NUMBER	DESCRIPTION
AG100	1.5 INCH DRY MODEL 20 DUAL SCALE GAUGE
AH30	30 ft Air Hose w/ Quick Connect Fittings
AP25	PLUG 1/4 NPTM AIR FITTING - BRASS
AS1-VS	1/4-20 X 1/2 PHIL TRUSS MACH SCREW 19-8 W/516 ORANGE VIBRASEAL PATCH
B8X58	8-15 X 5/8 inch PHIL FLAT TY-A 316 S.S.
BPS-58SO	Back Panel Screw - 5/8 inch with Stand Off
BPS-SSR	1/4 INCH PUSHNUT BOLT RETAINER STAINLESS STEEL
COT	1/8 X 1 COTTER PIN 18-8 S/S
DFP7	7 INCH HINGED CAP ASSEMBLY - INCLUDES BLACK CAP, LID FLANGE AND HINGE PIN
<i>DFP7-C</i>	7 INCH FILL CAP POLYPRO BLACK
<i>DFP7-F</i>	7 INCH TANK LID FLANGE POLYPRO
<i>DFP7-PIN</i>	HINGE PIN FOR DFP7-C & DFP7-C
DFP7-C-BL	7 INCH FILL CAP POLYPRO BLUE PANTONE
DFP7-C-GN	7 INCH FILL CAP POLYPRO GREEN PANTONE
DFP7-C-RD	7 INCH FILL CAP POLYPRO RED PANTONE
DFP7-C-YL	7 INCH FILL CAP POLYPRO YELLOW PANTONE
DP-A	DRAIN PLUG ASSEMBLY FOR TANK-10N TANK-20N
<i>DP</i>	FRONT DRAIN PLUG FOR PORTABLE UNIT POLYPRO
<i>DP-G</i>	FKM SQUARE CUT DRAIN PLUG GASKET
DP-INSERT	304 STAINLESS DRAIN PLUG INSERT
EC12	OETIKER CLAMP 21.0-706R
EC14-2	OETIKER CLAMP 13.8
F38SS	STAINLESS 3/8 INCH FERRULE
FWAX15	FLAT AXLE WASHER
FWP12	7/8 ID X 1.5 OD X 0.05 THK SSFW
H14B-H	1/4 INCH BLUE HOSE - Available per ft
H38B-H	3/8 INCH BLUE HOSE - Available per ft
HBSS1238	STAINLESS HOSE BARB 1/2mpt X 3/8 barb Tariff 8479.90.9496
HBSEL1438	STAINLESS HOSE BARB ELBOW 1/4 INCH NPT X 3/8 HOSE BARB
HBSEL1814	304 STAINLESS ELBOW 1/8 INCH NPT X 1/4 INCH HOSE BARB
HHPB3414	HEX HEAD POLY REDUCER BUSHING 3/4 X 1/4
P14	COUNTERSUNK PLUG-HEXAGON 1/4
P56	5700 PUMP WITH SANTOPRENE SEALS - INCLUDES HOSE BARBS, AIR FITTING, AND AIR PORT
P56K	5700 PUMP WITH KALREZ SEALS - INCLUDES HOSE BARBS, AIR FITTING, AND AIR PORT
P56V	5700 PUMP WITH VITON SEALS - INCLUDES HOSE BARBS, AIR FITTING, AND AIR PORT
<i>20756103B</i>	Polypro G57 Air Port x HB Straight, w/ Viton o-ring

<i>HB14P</i>	1/4in BRASS HB AIR FITTING /G57/P56
<i>HB5638</i>	HOSE BARB FOR P56 PUMP
<i>HB5638K</i>	HOSE BARB FOR P56K PUMP
<i>HB5638V</i>	HOSE BARB FOR P56V PUMP
P56-BRKT	PUMP BRACKET- STAINLESS STEEL
P56-BRKT-SCREW	HI LO SCREW FOR RETAINING P56-BRKT
PLPF	PORTABLE FOAMER BACK PLATE W/ HINGE AND HOLES
PLPF-PIN	302 STAINLESS PORTABLE PLATE HINGE PIN
PLUG 3/4	TUBING PLUG 3/4 (FITS 11/16 HOLE)
PSG12	Assembly with o-rings included/1/2in POLY SPRAY GUN W/ GRAY HNDL. & 316SS
PSGORV	PSG12 VITON O RING
PVCV34FM	PVC VALVE 3/4in FPT X 3/4in MPT
PW124-120	1/2in BLACK POLY PRO X 4in - SCH.120 - 1/2in MPTOE & 1/4in FPTOE
R25	AIR REGULATOR - SILVER COLOR - 1/4ftpt TWO PORT 1/8ftpt TWO PORT - INCLUDES FILTER AND BOWL
<i>AFR25</i>	AIR FILTER for R25
<i>ABR25</i>	METAL AIR BOWL for R25
S142058-VS	1/4-20 X 5/8 PHIL TRUSS MACHINE SCREW 18-8 W/#516 VIBRASEAL ORANGE PATCH
SC1212	S.S. COUPLER 1/2in BY 1/2in
SSA14	SS304 MALE/FEMALE ADAPTOR 1/4 NPT X 1/4 NPT
SSAXLE14	14 1/2" long with the 5/8" diameter bar & 2 through holes with countersinks beveled ends
SSC38	WORM GEAR CLAMP, S/S (.25-.63)
SSP12	STAINLESS STEEL AXLE PLATE - 2.5 inch X 1 inch - 2 HOLE
ST2520	VEEJET NOZZLE - BRASS 2520
STR38-IL	IN LINE STRAINER 3/8 BARB 20 MESH 304 STAINLESS EDPM GSKT
TANK-10N	10 GALLON NATURAL TANK
TW916	1/2 INT TOOTH L/W 410SS
W15	NONMARKING WHEEL FOR PORTABLE UNITS
WS-20CFM	TSUNAMI WATER SEPARATOR 20 CFM